



US009670489B2

(12) **United States Patent**
Juo et al.

(10) **Patent No.:** **US 9,670,489 B2**
(45) **Date of Patent:** **Jun. 6, 2017**

(54) **METHOD FOR TREATING AND/OR PREVENTING MYOPIA**

(2013.01); *C12N 2310/3231* (2013.01); *C12N 2310/3233* (2013.01); *C12N 2320/30* (2013.01)

(71) Applicant: **KAOHSIUNG MEDICAL UNIVERSITY**, Kaohsiung (TW)

(58) **Field of Classification Search**
CPC A61K 48/00; C12N 2310/11
See application file for complete search history.

(72) Inventors: **Suh-Hang Juo**, Kaohsiung (TW);
Ku-Chung Chen, Kaohsiung (TW);
Edward Hsi, Kaohsiung (TW);
Chung-Ling Liang, Kaohsiung (TW)

(56) **References Cited**

U.S. PATENT DOCUMENTS

(73) Assignee: **Kaohsiung Medical University**,
Kaohsiung (TW)

7,893,302 B2 * 2/2011 Chen A61K 9/1271
435/458
2012/0288476 A1 * 11/2012 Hartmann A61K 31/7105
424/85.4

(*) Notice: Subject to any disclaimer, the term of this patent is extended or adjusted under 35 U.S.C. 154(b) by 0 days.

OTHER PUBLICATIONS

(21) Appl. No.: **14/674,786**

Ku-Chung Chen, et al., "MicroRNA-328 May Influence Myopia Development by Mediating the PAX6 Gene", *Investigative Ophthalmology & Visual Science*, May 2012, vol. 53, No. 6, pp. 2732-2739.

(22) Filed: **Mar. 31, 2015**

Chung-Ling Liang, et al., "A Functional Polymorphism at 3 UTR of the PAX6 Gene May Confer Risk for Extreme Myopia in the Chinese", *Investigative Ophthalmology & Visual Science*, May 2011, vol. 52, No. 6, pp. 3500-3505.

(65) **Prior Publication Data**

US 2016/0010087 A1 Jan. 14, 2016

Related U.S. Application Data

(60) Provisional application No. 62/024,078, filed on Jul. 14, 2014.

* cited by examiner

Primary Examiner — Amy Bowman

(51) **Int. Cl.**

A61K 48/00 (2006.01)
C07H 21/02 (2006.01)
C07H 21/04 (2006.01)
C12N 15/113 (2010.01)
A61K 31/713 (2006.01)
A61K 9/00 (2006.01)
A61K 9/127 (2006.01)

(74) *Attorney, Agent, or Firm* — Muncy, Geissler, Olds & Lowe, P.C.

(52) **U.S. Cl.**

CPC **C12N 15/113** (2013.01); **A61K 9/0048** (2013.01); **A61K 9/127** (2013.01); **A61K 31/713** (2013.01); **C12N 2310/113** (2013.01); **C12N 2310/14** (2013.01); **C12N 2310/141**

(57) **ABSTRACT**

The present disclosure provides a method for treating and/or preventing myopia, including: administering an RNA interference (RNAi) to a subject, wherein the RNA interference is capable of counteracting another RNA interference, and the other RNA interference is an RNA interference capable of inhibiting an expression of PAX-6 gene, and the RNA interference capable of inhibiting an expression of PAX-6 gene comprises microRNA-328.

7 Claims, 24 Drawing Sheets

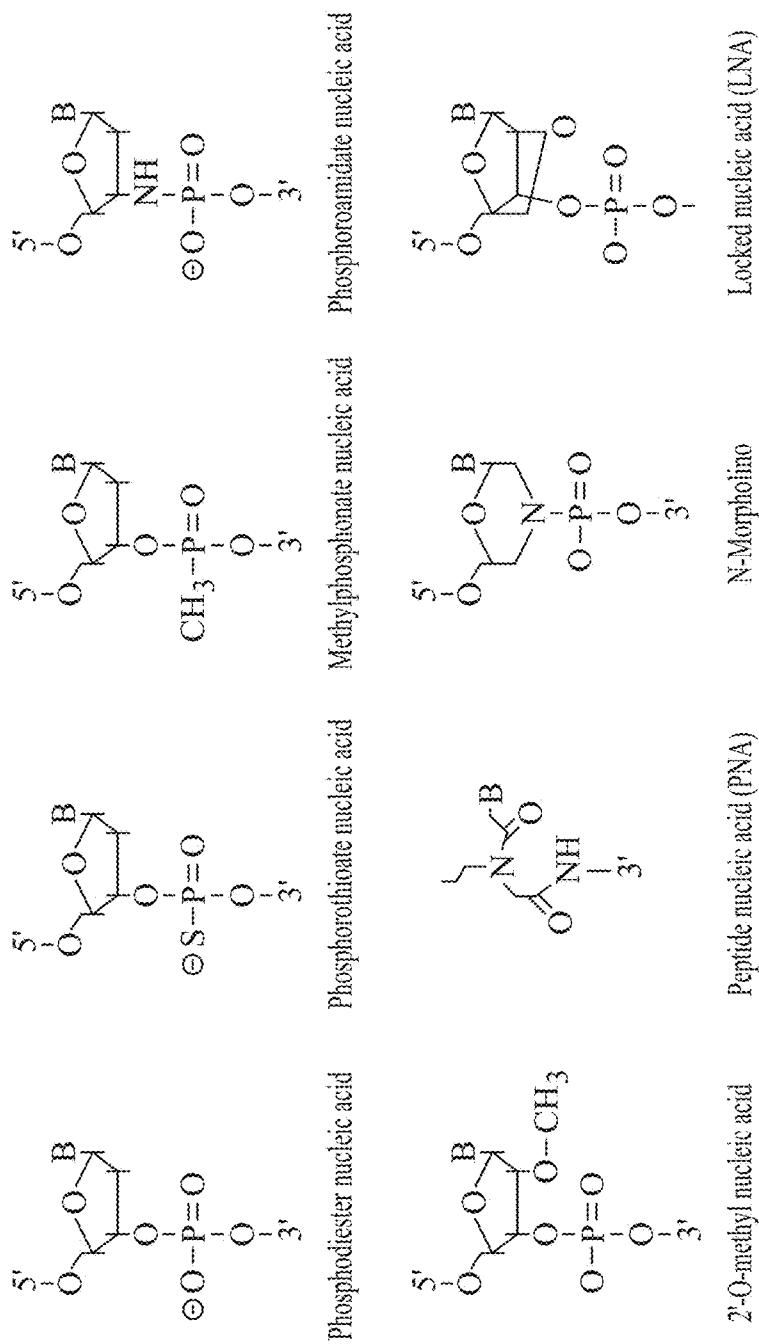


FIG. 1

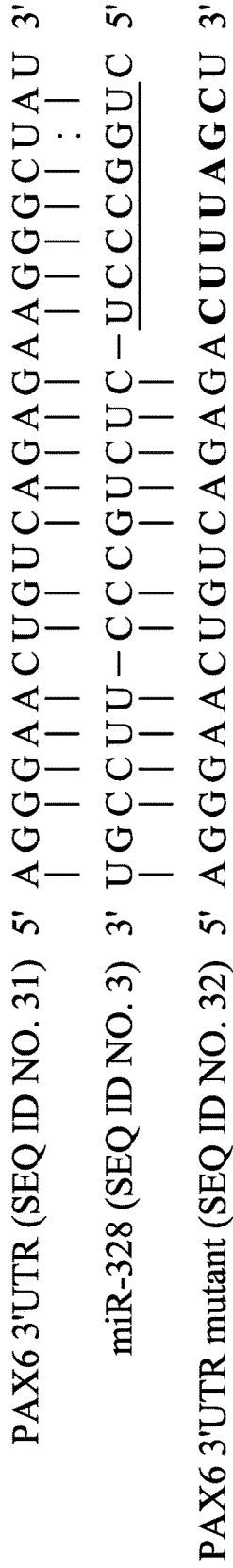


FIG. 2A

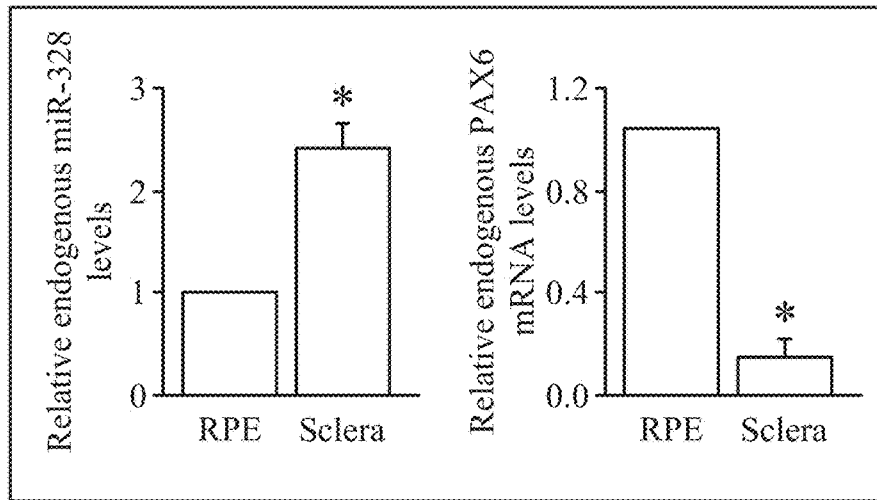


FIG. 2B

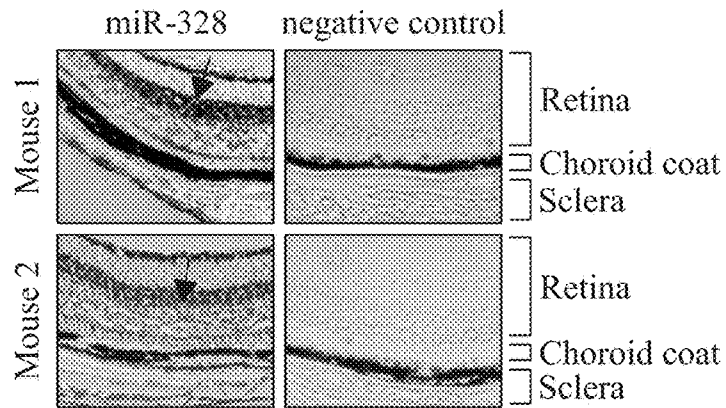


FIG. 2C

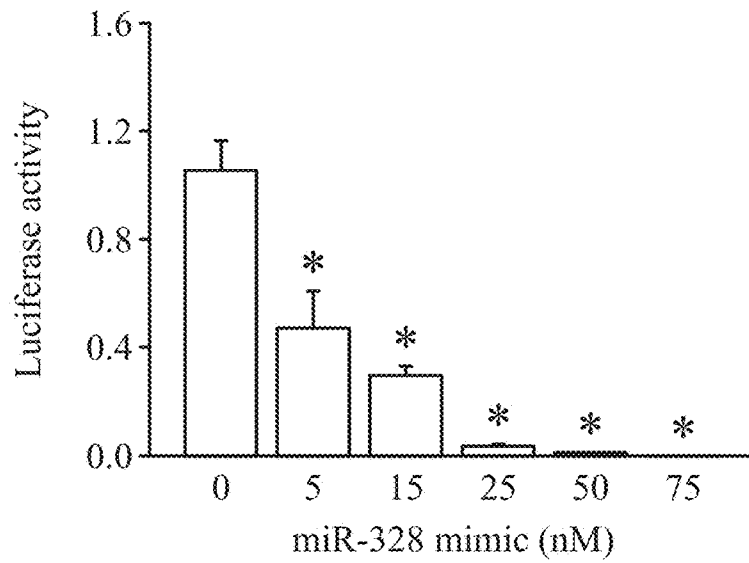


FIG. 2D

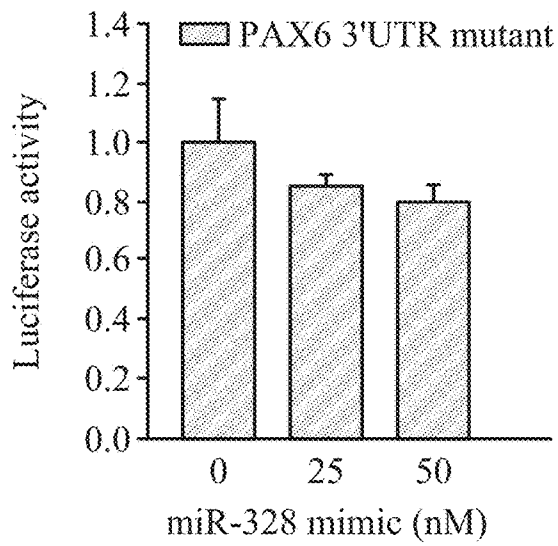


FIG. 2E

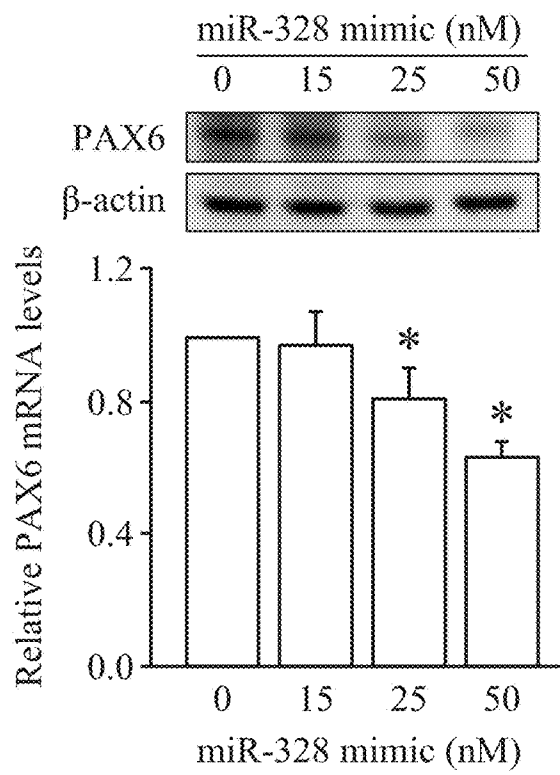


FIG. 2F

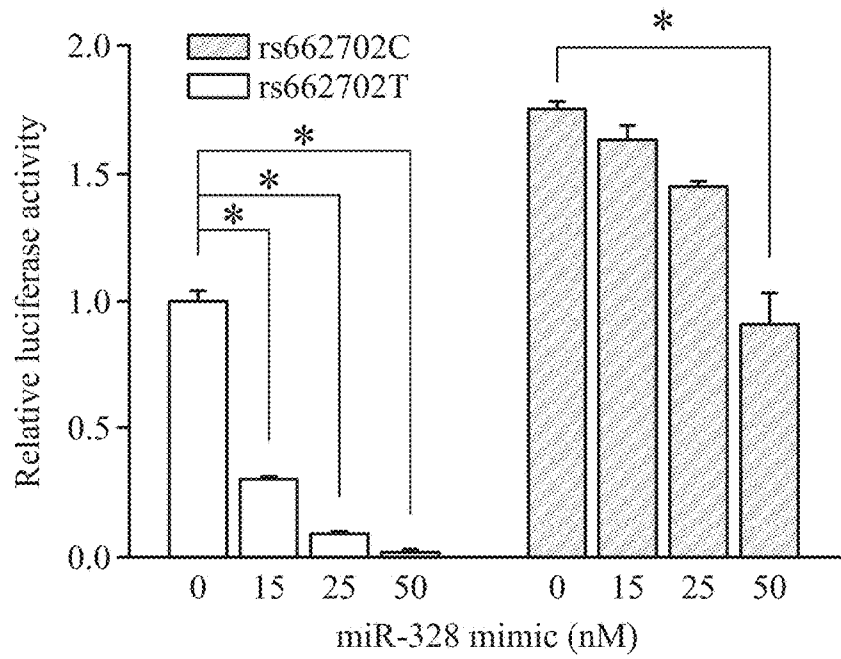


FIG. 3

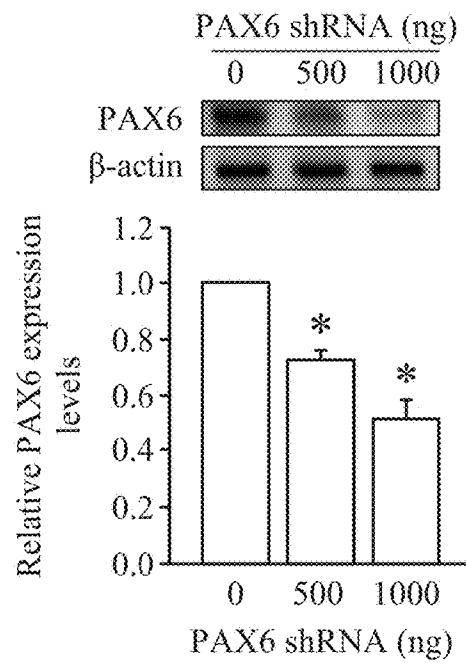


FIG. 4A




FIG. 4B

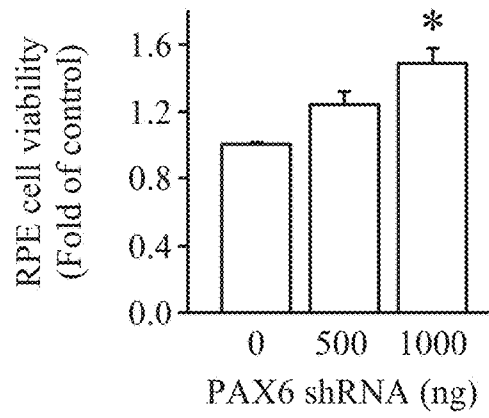


FIG. 4C

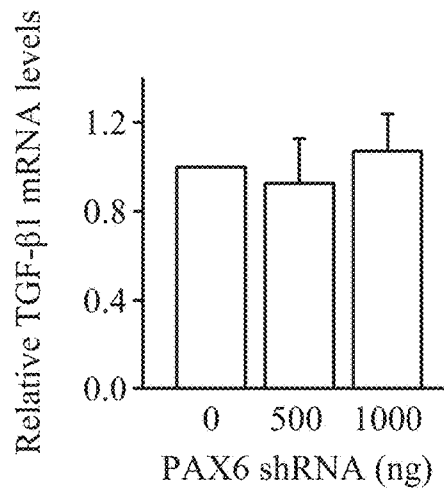


FIG. 4D

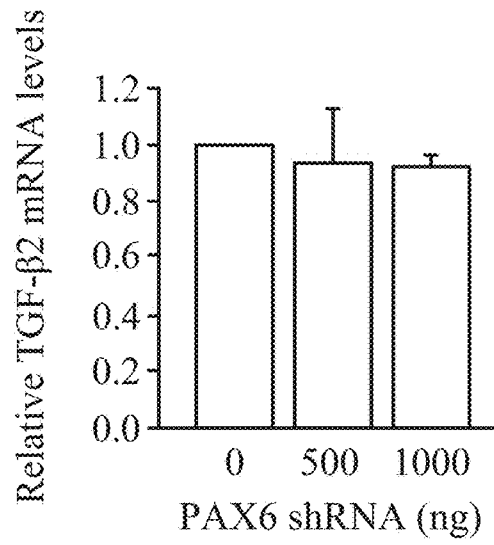


FIG. 4E

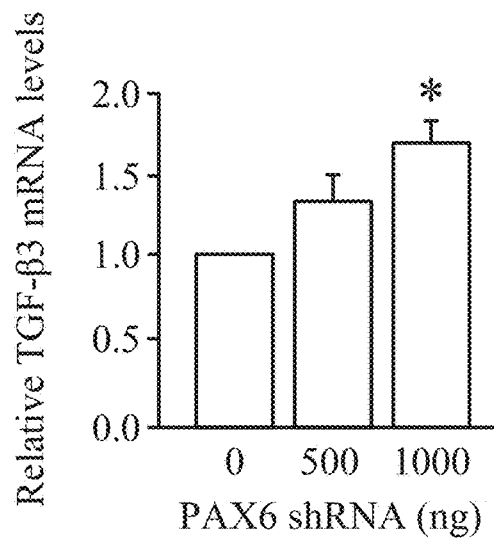


FIG. 4F

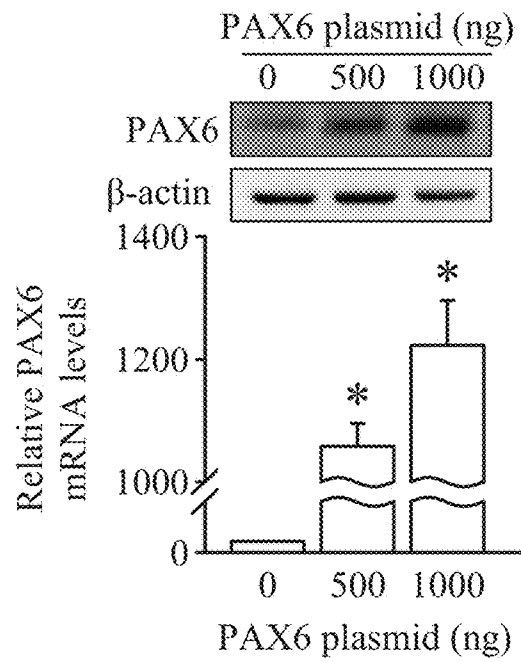


FIG. 5A

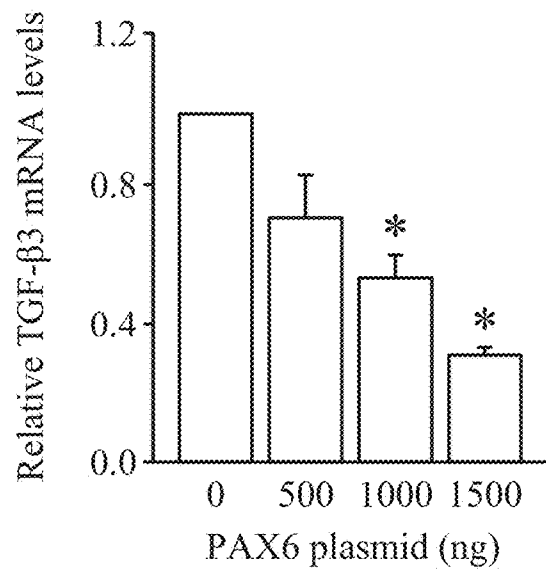


FIG. 5B

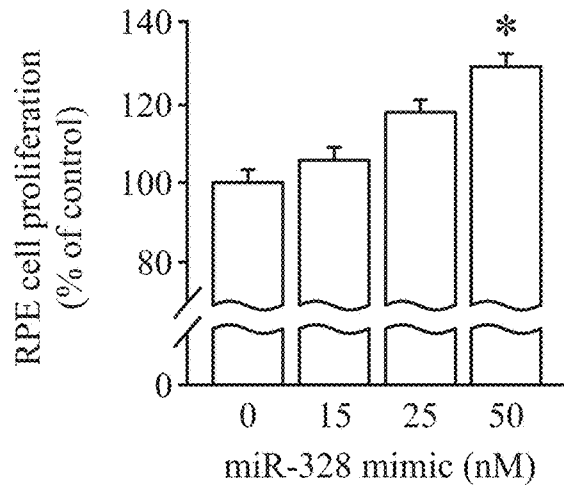


FIG. 6A

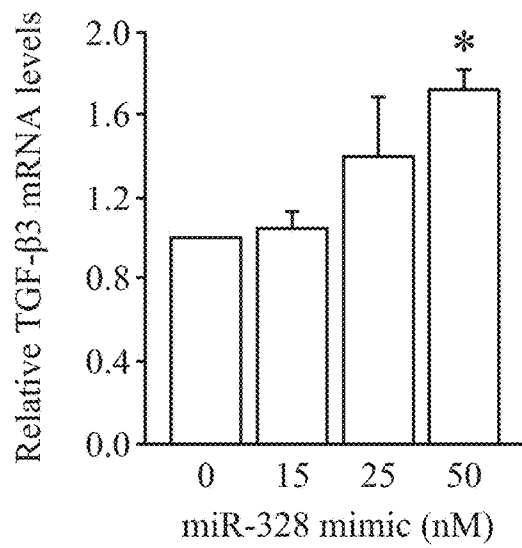


FIG. 6B

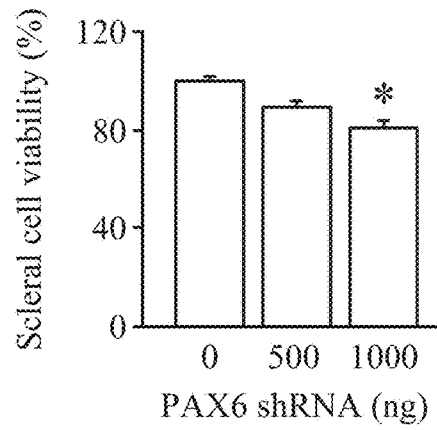


FIG. 7A

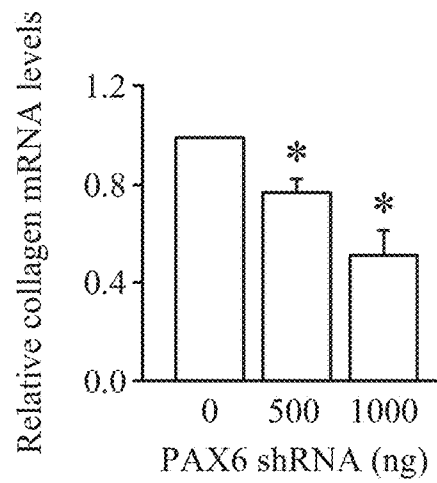


FIG. 7B

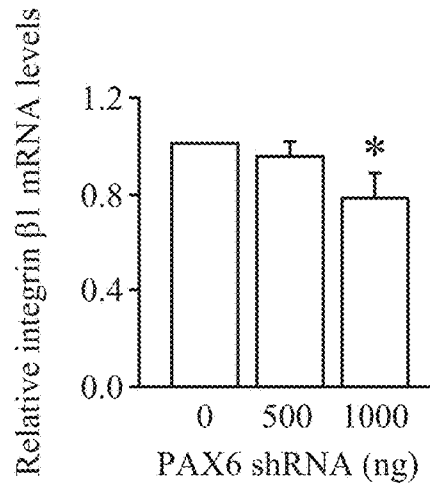


FIG. 7C

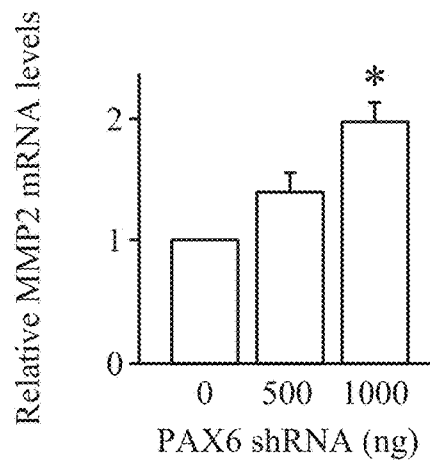


FIG. 7D

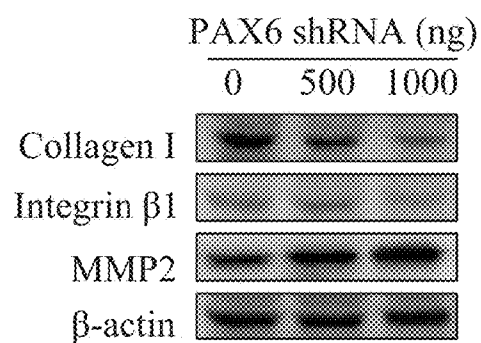


FIG. 7E

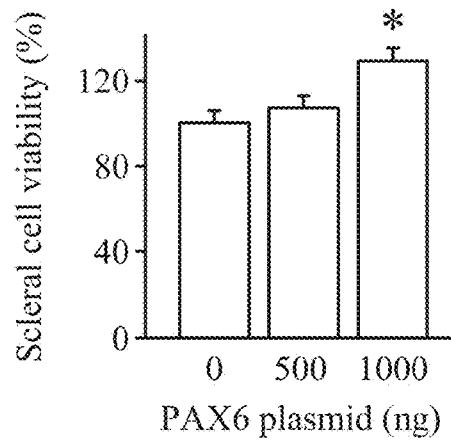


FIG. 8A

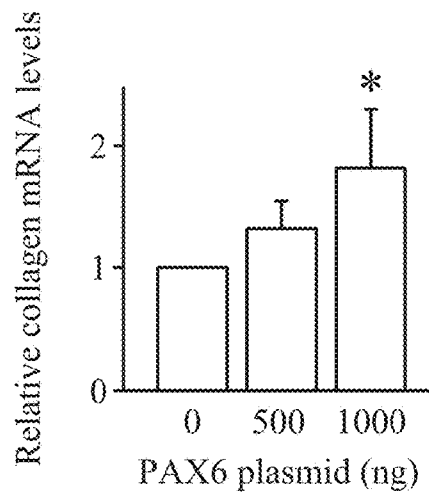


FIG. 8B

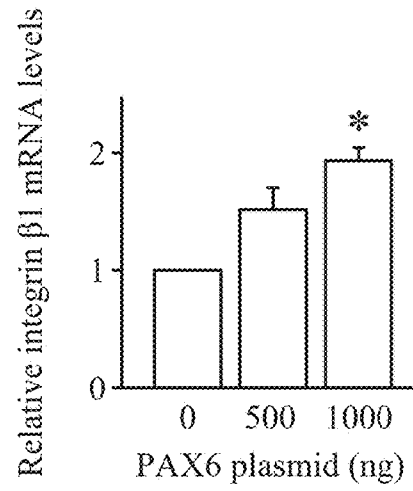


FIG. 8C

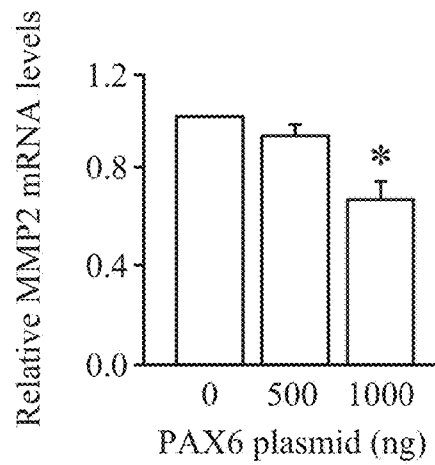


FIG. 8D

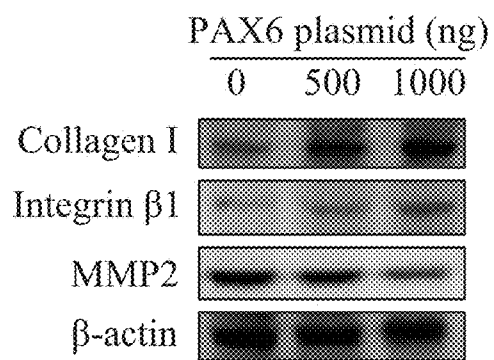


FIG. 8E




FIG. 9A

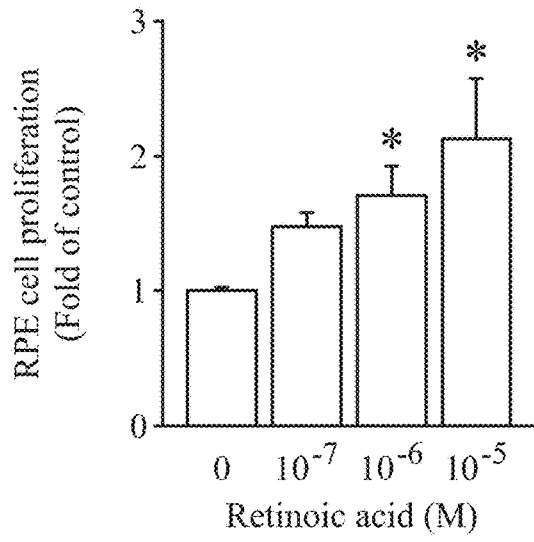


FIG. 9B

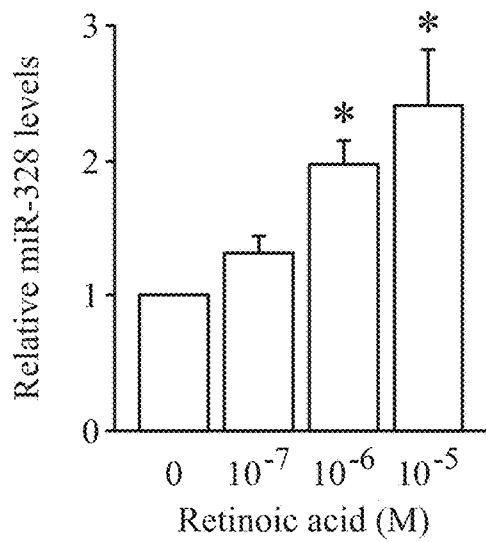


FIG. 9C

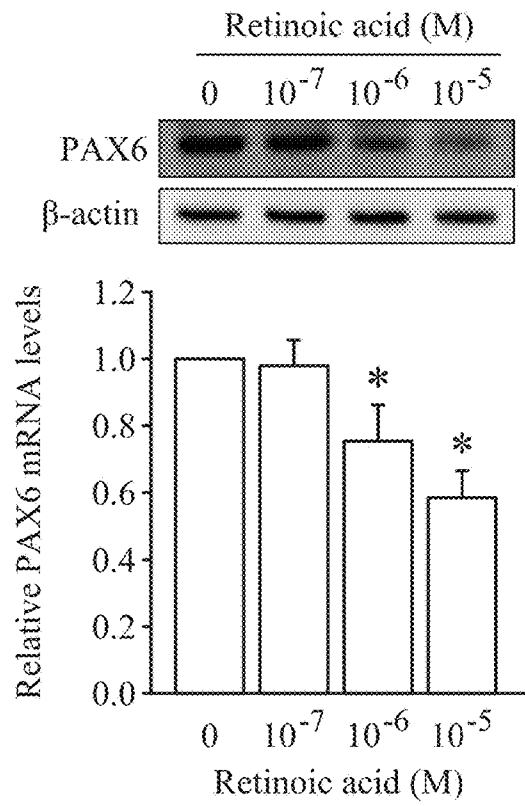


FIG. 9D

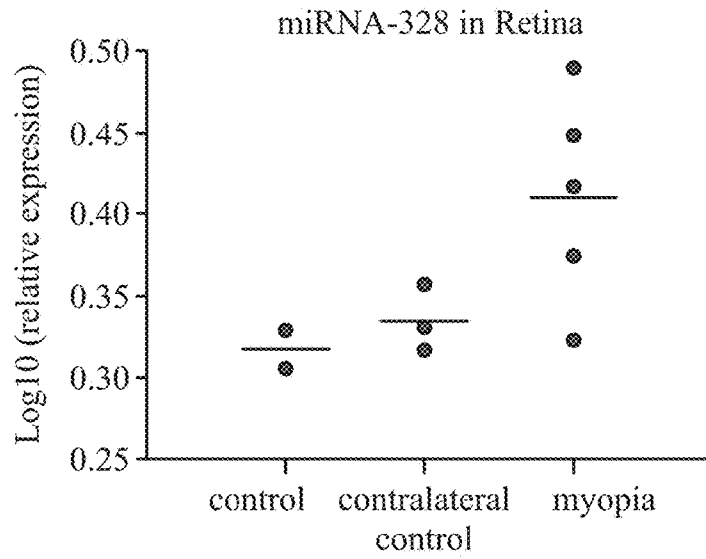


FIG. 10A

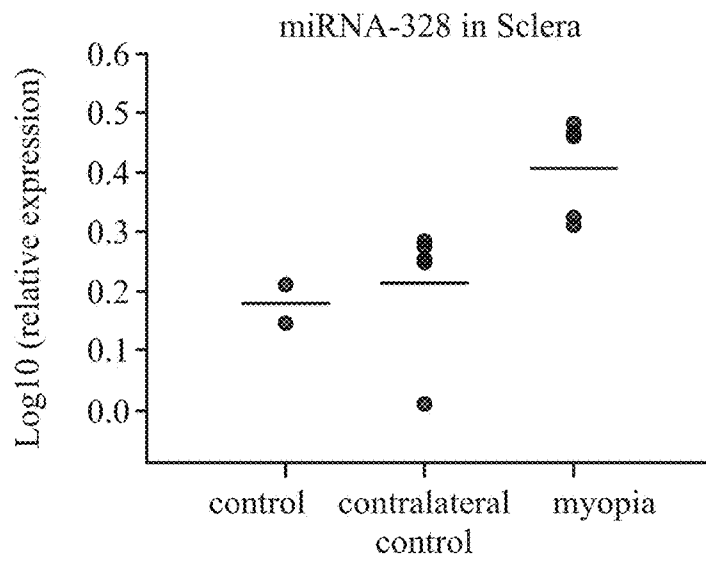


FIG. 10B

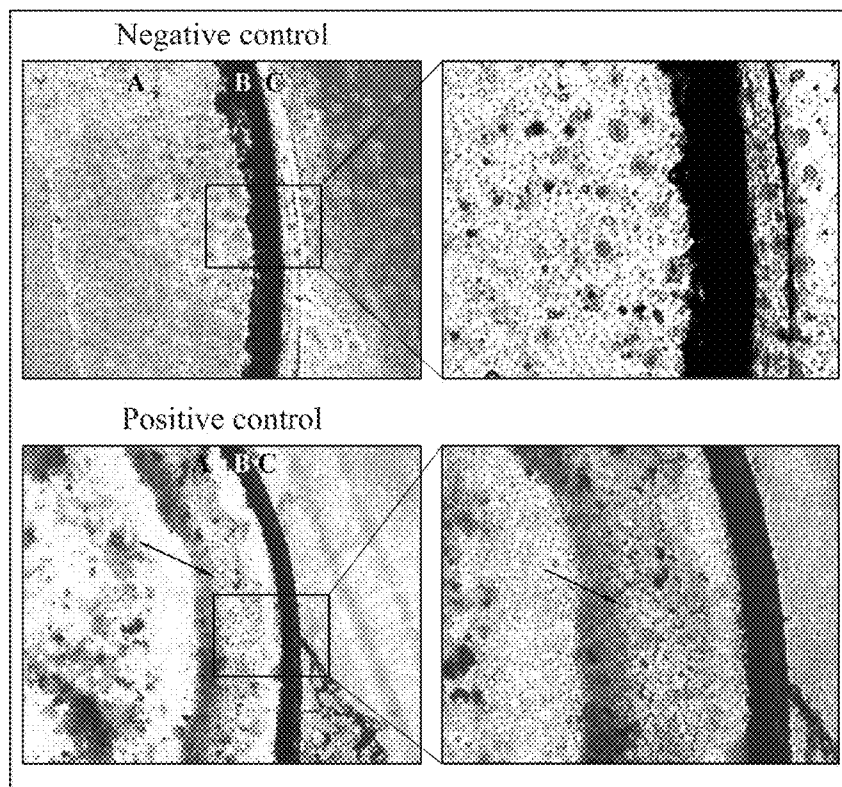


FIG. 11A

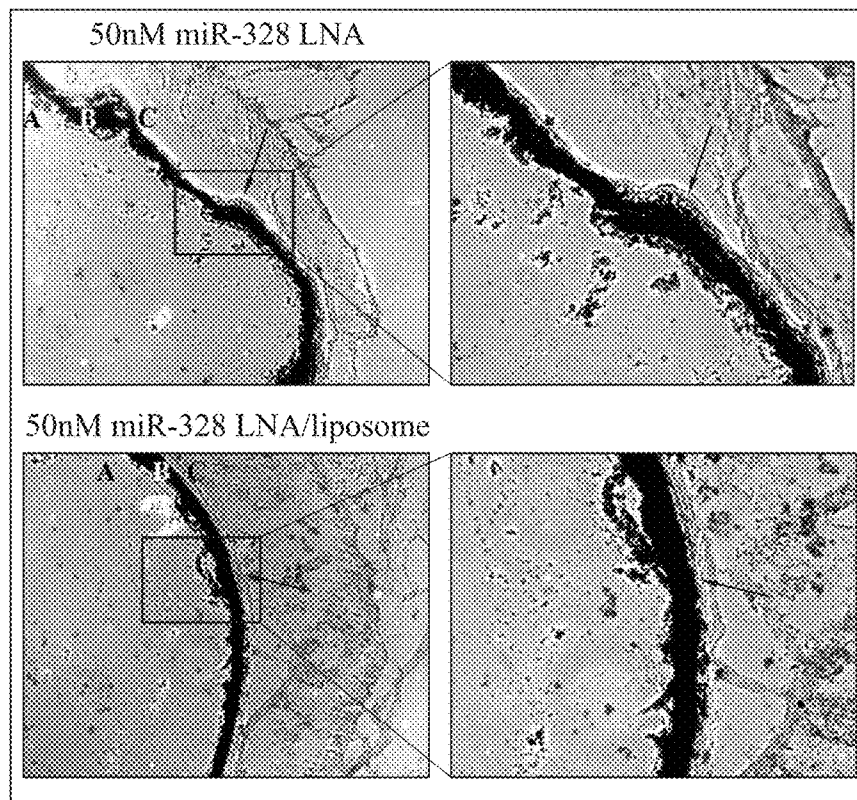


FIG. 11B

1

METHOD FOR TREATING AND/OR PREVENTING MYOPIA

CROSS REFERENCE TO RELATED APPLICATION

This application claims the benefit of U.S. Provisional Application No. 62/024,078, filed on Jul. 14, 2014, the entirety of which is incorporated by reference herein.

INCORPORATION BY REFERENCE OF SEQUENCE LISTING

A sequence listing submitted as a text file via EFS-Web is incorporated herein by reference. The text file containing the sequence listing is named "0911-A52745-US_Seq_Listing.txt"; its date of creation was Mar. 10, 2015; and its size is 47,792 bytes.

TECHNICAL FIELD

The present disclosure is based on the discovery of the association between RNA interference (RNAi) and myopia and/or high myopia, and thus develops related applications of RNA interference for treatment and/or prevention, and risk assessment for myopia. The present disclosure relates to a method for treating and/or preventing myopia.

BACKGROUND

Micro RNAs (miRNAs) are noncoding, single-stranded RNA molecules about 21-33 nucleotides in length (Curr Biol 2002; 12:735-739.2.; Nature 2004; 431:350-355). In some species, a mature miRNA is complementary to the 3' untranslated region (UTR) of one or more messenger RNAs (mRNAs). The annealing of a micro RNA to its target messenger RNA causes an inhibition of protein translation, and/or cleavage of the messenger RNA. Micro RNAs are capable of regulating cell growth, differentiation, and apoptosis (Nature 2004; 431:350-355; Proceedings of the National Academy of Sciences of the United States of America 2006; 103:7024-7029; British journal of cancer 2006; 94:776-780; Science 2005; 310:1817-1821). Therefore, dysregulation of miRNAs may lead to human diseases. In this respect, several exciting researches have been focused on the role of miRNAs in cancers.

The PAX6 gene belongs to a highly conserved family of transcription factors containing the paired and homeobox DNA-binding domains. PAX6 gene is involved in the development of the central nervous system and eye development. It plays a significant role during the induction of the lens and retina differentiation, and has been considered the master gene for eye development (Exp Eye Res 2006; 83:233-234; Brain Res Bull 2008; 75:335-339). The inventors previously reported the 3' untranslated region single nucleotide polymorphism (SNP) rs662702 of the PAX6 gene is associated with extreme myopia (Invest Ophthalmol Vis Sci 2011; 52:35000-35005). In the subsequent report, the inventors proved that the preceding single nucleotide polymorphism is located in the microRNA-328 (miR-328) binding site on the PAX6 gene (Invest Ophthalmol Vis Sci. 2012 May 31; 53(6):2732-9). The functional assay suggested that the C allele of the single nucleotide polymorphism can reduce PAX6 protein levels and that significantly increases risk of myopia.

Signals which originate from the retina can be conveyed to the sclera (Vis Neurosci 2005; 22:251-261), especially

2

those from the photoreceptors and the retinal pigment epithelium (RPE). Therefore, investigating the interaction between retinal pigment epithelium cells and scleral cells may provide more insight to the development of myopia.

5 However, in the past, there have been no reports about the role of micro RNA on the development of myopia, and at present, there are no reports of research related to using RNA interference as a medicament for treating and/or preventing myopia.

10

SUMMARY

The present disclosure provides a method for treating and/or preventing myopia, comprising administering an RNA interference (RNAi) to a subject, wherein the RNA interference is capable of counteracting another RNA interference, and the other RNA interference is an RNA interference capable of inhibiting an expression of PAX-6 gene, and the RNA interference capable of inhibiting an expression of PAX-6 gene comprises microRNA-328.

20 The present disclosure also provides a method for assessing whether a subject is at risk of developing myopia or high myopia.

A detailed description is given in the following embodiments with reference to the accompanying drawings.

25

BRIEF DESCRIPTION OF DRAWINGS

The present disclosure can be more fully understood by reading the subsequent detailed description and examples with references made to the accompanying drawings, wherein:

30 FIG. 1 shows different types of chemically modified nucleic acids;

FIG. 2A shows a schematic diagram of a microRNA-328 binding site in the PAX6 3' untranslated region;

FIG. 2B shows endogenous expression levels of microRNA-328 and PAX6 in retinal pigment epithelium and scleral cells, respectively. The relative levels of microRNA-328 and PAX6 were analyzed by the quantitative polymerase chain reactions;

FIG. 2C shows the results of performing in situ hybridization on ocular tissues with locked nucleic acid modified microRNA-328 probes or negative control. Left panel: In situ hybridization of microRNA-328 showed the presence of microRNA-328 in the normal eyes of mice (the position indicated by an arrow mark) (n=2). Right panel: The negative control of in situ hybridization (i.e. without any microRNA-328 probe) did not show any signal;

FIGS. 2D and 2E show the results for luciferase assays for microRNA-328 mimic targeting wild-type PAX6 3' untranslated region and mutant PAX6 3' untranslated region, respectively. Cells were transfected with 600 ng pMiR-PAX6 3'UTR or mutant PAX6 3' untranslated region, respectively and dosed with microRNA-328 mimic. After 24 hours, the luciferase activity was measured. pEGFP plasmids were also co-transfected into cells, and the GFP signal was used as an internal control.

FIG. 2F shows that microRNA-328 mimic decreased PAX6 expression in a dose-dependent manner. After cells were dosed with microRNA-328 mimic for 24 hours, the relative mRNA and protein levels of PAX6 were analyzed by the quantitative polymerase chain reactions and the immunoblotting assays, respectively. Data are means±standard deviation of three experiments, and * means p value<0.05.

FIG. 3 shows that microRNA-328 binding ability is regulated by PAX6 3' untranslated region SNP rs662702.

65

Two reporter constructs were constructed, one with three copies of the risk C allele of the 3' untranslated region SNP rs662702 while the other with three copies of the protective T allele. Constructs were co-transfected with microRNA-328 mimic into retinal pigment epithelium cells. After 24-hour incubation, the luciferase activity was measured. pEGFP plasmids were also co-transfected into cells, and the GFP signal was used as internal control. Data are means±standard deviation of three experiments, and * means p value<0.05.

FIG. 4A shows that short hairpin RNA against PAX6 dose dependently knocked down PAX6 expression in retinal pigment epithelium cells.

FIGS. 4B and 4C respectively show PAX6 knockdown in retinal pigment epithelium cells enhancing retinal pigment epithelium cell proliferation observed with a microscope and demonstrated by the WST-1 assay.

FIGS. 4D-4F show that knocked-down PAX6 induces TGF-β3 expression. After cells were transfected with short hairpin RNA against PAX6 for 24 hours, the relative mRNA levels of PAX6, TGF-β1, TGF-β2, and TGF-β3 were analyzed by the quantitative polymerase chain reactions. The protein level of PAX6 was analyzed by immunoblot. Data are means±standard deviation of three experiments, and * means p value<0.05.

FIGS. 5A and 5B respectively show overexpression of PAX6 in retinal pigment epithelium cells and repressed TGF-β3 expression due to overexpression of PAX6 in retinal pigment epithelium cells. After cells were transfected with dose course of pEGFP-PAX6 plasmid for 24 hours, the relative mRNA levels of PAX6 and TGF-β3 were respectively analyzed by using quantitative polymerase chain reaction. The protein level of PAX6 was analyzed by using western blotting assay. Data are means±standard deviation of three experiments, and * means p value<0.05.

FIGS. 6A and 6B respectively show that microRNA-328 enhances retinal pigment epithelium cell proliferation and microRNA-328 increases TGF-β3 expression. After cells were transfected with microRNA-328 mimic for 24 hours, the relative mRNA levels of TGF-β3 were measured by quantitative polymerase chain reactions. Cell viability was assessed by the WST-1 assay. Data are means±standard deviation of three experiments, and * means p value<0.05.

FIGS. 7A-7E respectively show that down-regulated PAX6 in retinal pigment epithelium cells influences scleral cell viability (FIG. 7A), mRNA levels of collagen I, integrin β1 and matrix metalloproteinase 2 (FIGS. 7B-7D), and protein levels of collagen I, integrin β1 and matrix metalloproteinase 2 (FIG. 7E). After REP cells were transfected with short hairpin RNA against PAX6 for 24 hours, the conditioned medium was collected and added to the scleral cells. The relative mRNA and protein levels in scleral cells were measured by the quantitative polymerase chains reactions and the immunoblots, respectively. Respective cell viability was studied by the WST-1 assay. Data are means±standard deviation of three experiments, and * means p value<0.05.

FIGS. 8A-8E respectively show that overexpression of PAX6 influences scleral cell viability (FIG. 8A), mRNA levels of collagen I, integrin β1 and matrix metalloproteinase 2 (FIGS. 8B-8D), and protein levels of collagen I, integrin β1 and matrix metalloproteinase 2 (FIG. 8E). After cells were respectively transfected with plasmid carried PAX6 gene for 24 hours, the conditioned medium was collected and added to the scleral cells. The relative mRNA and protein levels in scleral cells were measured by the quantitative polymerase chain reactions and the immunob-

lots, respectively. Respective cell viability was studied by the WST-1 assay. Data are means±standard deviation of three experiments, and * means p value<0.05.

FIGS. 9A and 9B respectively show the results of observing retinal pigment epithelium cells treated with retinoic acid with a microscope and analyzing retinal pigment epithelium cells treated with retinoic acid by WST-1 assay. The results show that retinoic acid enhances retinal pigment epithelium cell proliferation. After cells were treated with retinoic acid, cell viability was observed by microscope imaging and measured by the WST-1 assay. Data are means±standard deviation of three experiments, and * means p value<0.05.

FIGS. 9C and 9D respectively show that retinoic acid induce microRNA-328 expression and retinoic acid decrease micro PAX6 expression. After cells were treated with retinoic acid for 24 hours, the relative mRNA levels of PAX6 and microRNA-328 were measured by the quantitative polymerase chain reactions. The protein level of PAX6 was measured by immunoblot. Data are means±standard deviation of three experiments, and * means p value<0.05.

FIG. 10A shows microRNA-328 expression level in the retinas: for the normal mouse, (control group), for the normal eye of the experimental mouse (control group for the opposite side eye) and the myopic eye of the experimental mouse.

FIG. 10B shows microRNA-328 expression level in the retinas: for the normal mouse, (control group), for the normal eye of the experimental mouse (control group for the opposite side eye) and the myopic eye of the experimental mouse.

FIGS. 11A and 11B show the results for administering locked nucleic acid modified antisense for microRNA-328 in the form of an eye drop to the eyes of the mouse and then performing sectioning and in situ hybridization on the eyes of the mouse. FIG. 11A shows the results of the negative control and the positive control, and FIG. 11B shows the results of the results of the groups respectively treated with the eye drop containing non-encapsulated locked nucleic acid modified antisense for microRNA-328 and eye drop containing encapsulated locked nucleic acid modified antisense for microRNA-328. In FIGS. 11A and 11B, the photographs on the left were 200 times magnification; the photographs on the right magnify the rectangular frame in the photographs on the left. The results show that locked nucleic acid modified antisense for microRNA-328 can reach the retina and the scleral (shown in purple (indicated by an arrow mark)). A: Retina; B: Choroid; C: Scleral.

DETAILED DESCRIPTION

In the following detailed description, for purposes of explanation, numerous specific details are set forth in order to provide a thorough understanding of the disclosed embodiments. It will be apparent, however, that one or more embodiments may be practiced without these specific details. In other instances, well-known structures and devices are schematically shown in order to simplify the drawing.

The present disclosure is based on the discovery of the relation between RNA interference (RNAi) and myopia and/or high myopia, and thus develops related applications of RNA interference for treatment and/or prevention, and risk assessment for myopia.

At present, it is known that PAX6 gene (SEQ ID NO. 1) regulating expressions of the downstream genes may relate to the development of myopia, and in the experiments of the

present disclosure, it is proven that microRNA-328 exists in animal ocular tissues, and exists in the sclera and the retina of myopic mice. Moreover, the experiments of the present disclosure prove that microRNA-328 can bind to 3' untranslated region of the PAX6 gene, and confirm that microRNA-328 can regulate mRNA of PAX6 to decrease both the amount thereof and the protein expression amount of PAX6.

Furthermore, in the experiments of the present disclosure, it is proven that risk C allele of the single nucleotide polymorphism (SNP) rs662702 (SEQ ID NO. 2) located on the PAX6 3' untranslated region, as compared to its protective T allele, has a higher sensitivity to microRNA-328. Namely, the single nucleotide polymorphism rs662702 located on the 3' untranslated region substantially influences the binding ability of microRNA-328 to the PAX6 3' untranslated region and results in different danger level of suffering myopia within individuals.

In addition, during the formation of myopia, the retinal pigment epithelium will proliferate. Moreover, previous studies indicate that an increase of TGF- β was an important factor in the retinoscleral signaling pathway during myopia development (J Exp Eye Res 2009; 88:458-466). In the present disclosure, it is confirmed that in retinal pigment epithelium cells, by an RNA interference method can reduce PAX6 expressions in a dose-dependent manner, and the reduction of PAX6 significantly enhanced retinal pigment epithelium cell proliferation and significantly enhanced TGF- β 3 expression. Furthermore, in the present disclosure, it is also confirmed that microRNA-328 mimic can dose-dependently enhance retinal pigment epithelium cell proliferation and induce TGF- β 3 expression in retinal pigment epithelium cells.

Moreover, at present it is known that scleral thinning, reduced scleral collagen I accumulation, decreased integrin β 1 subunit expression, and increased matrix metalloproteinase 2 (MMP2) are important changes in the development of myopia (Exp Eye Res 2006; 82:185-200; Invest Ophthalmol Vis Sci 2006; 47:4674-4682; Exp Eye Res 1996; 63:369-381. Invest Ophthalmol Vis Sci 2001; 42:1153-1159; Invest Ophthalmol Vis Sci 2002; 43:2067-2075), and in the present disclosure, reducing PAX6 expression in the sclera cells by an RNA interference method can result in significant decreases of collagen I and integrin β 1 levels but an increase of matrix metalloproteinase 2 expression levels.

According to the foregoing, the present disclosure has clearly proved that RNA interference, such as microRNA-328, etc. can reduce the expression level of PAX6, and thus cause myopia development factors go toward a condition to develop myopia. Therefore, in the present disclosure, a concept is proposed, and in the concept, the RNA interference related to myopia development in the body mentioned above is counteracted by using another RNA interference to achieve the effects of treating and preventing myopia.

Therefore, in one aspect of the present disclosure, the present disclosure provides a method for treating and/or preventing myopia. The method for treating and/or preventing myopia may comprise administering an RNA interference (RNAi) to a subject, but it is not limited thereto. The foregoing RNA interference is capable of counteracting another RNA interference.

The subject may comprise a mammal, such as mouse, rat, rabbit, dog, cat, monkey, orangutan, human, etc. but it is not limited thereto. In one embodiment, the subject is a human. In another embodiment, the subject is a mouse. Moreover, the subject may be a subject suffering from myopia or a normal subject which has the possibility of suffering from myopia.

The other RNA interference mentioned above may be an RNA interference capable of inhibiting an expression of PAX-6 gene. In one embodiment, the preceding RNA interference capable of inhibiting an expression of PAX-6 gene may comprise microRNA-328, but it is not limited thereto. In an exemplificative embodiment, the preceding RNA interference capable of inhibiting an expression of PAX-6 gene is microRNA-328.

As mentioned in the present disclosure, "microRNA-328" refers to a mature form of microRNA-328 or a precursor of microRNA-328 (comprising pre-microRNA-328 and pri-microRNA-328). In one embodiment, microRNA-328 may comprise an original human microRNA-328 (the sequence of the original human microRNA-328 is CUGGCCUCUCUGCCCCUCCGU (SEQ ID NO. 3)), a modified human microRNA-328 such as a precursor of human microRNA-328 (for example, human pre-microRNA-328 (the sequence thereof is UGGAGUGGGGGGCAGGAGGGGCUCAGGGAGAAAGUGCAUACAGCCCCUGG CCCUCUCUGCCCCUCCGUCCCCUG (SEQ ID NO. 4)) and human pri-microRNA-328).

Furthermore, in the preceding embodiment in which the RNA interference capable of inhibiting an expression of PAX-6 gene may comprise microRNA-328, the foregoing RNA interference capable of inhibiting an expression of PAX-6 gene may comprise an antisense RNA for counteracting the microRNA-328, and the sequence of the antisense RNA for counteracting the microRNA-328 may comprise at least a part of the complementary sequence for the microRNA-328.

In one embodiment, the sequence of the preceding antisense RNA for counteracting the microRNA-328 may comprise SEQ ID NO. 5 (the complementary sequence for SEQ ID NO. 3) or SEQ ID NO. 6 (the complementary sequence for SEQ ID NO. 4). In another embodiment, the sequence of the preceding antisense RNA for counteracting the microRNA-328 may comprise SEQ ID NO. 7. In an exemplificative embodiment, the sequence of the preceding antisense RNA for counteracting the microRNA-328 is SEQ ID NO. 7.

In addition, the foregoing antisense RNA for counteracting the microRNA-328 may be composed of non-modified RNA or comprise at least one chemically modified nucleic acid.

Generally, antisense oligonucleotides have to possess the following characteristics, and thus can be applied to the use of medical therapy

1. capable of resisting exonucleases to increase stability;
2. having high solubility; and
3. having good hybridization ability.

In order to increase the stability, solubility and hybridization ability of an RNA interference, at present, RNA interference is formed by chemically modified nucleic acids to promote medical therapy applications thereof. The types of chemically modified nucleic acids may be referred to in FIG. 1 (from Kausch et al. (2002) J Urol. 168(1):239-247), and chemically modified nucleic acids can be classified into three types based on the chemical modification thereto:

(1) With modification of phosphate group, such as phosphodiester nucleic acid, phosphorothioate nucleic acid, methylphosphonate nucleic acid and phosphoroamidate nucleic acid;

(2) With modification of the oxygen linked by 2' carbon of pentose, such as 2'-O -methyl nucleic acid and locked nucleic acid (LNA); and

(3) With modification of 3' carbon of pentose, such as peptide nucleic acid (PNA) and N-Morpholino.

Therefore, in the embodiment mentioned above, chemically modified nucleic acids which can form an antisense RNA for counteracting the microRNA-328 may comprise, but are not limited to phosphodiester nucleic acid, phosphorothioate nucleic acid, methylphosphonate nucleic acid, phosphoramidate nucleic acid, 2'-O-methyl nucleic acid, peptide nucleic acid (PNA), N-Morpholino or locked nucleic acid (LNA).

In addition, the RNA interference capable of counteracting another RNA interference may be formulated alone to form a medicament or may be formulated with a pharmaceutically acceptable carrier to form a medicament. In an exemplificative embodiment, the medicament mentioned above is in the form of an eye drop.

The pharmaceutically acceptable carrier may comprise a nanoparticle, but it is not limited thereto. Nanoparticles are defined as particulate dispersions or solid particles with a size in the range of 10-1000 nm. Nanoparticles can be prepared from a variety of materials such as lipids, proteins, polysaccharides and synthetic polymers. Depending upon the method of preparation, nanoparticles, nanospheres or nanocapsules can be obtained. Nanocapsules are systems in which the agent is confined to a cavity surrounded by a unique polymer membrane, while nanospheres are matrix systems in which the drug is physically and uniformly dispersed. Nanoparticles have been prepared most frequently by three methods: (1) dispersion of preformed polymers; (2) polymerization of monomers; and (3) ionic gelation or coacervation of hydrophilic polymers. However, other methods such as supercritical fluid technology and particle replication in non-wetting templates (PRINT) have also been described in the literature for production of nanoparticles.

Examples of the foregoing nanoparticle may comprise, but are not limited to, a liposome, a micelle, a metal nanoparticle and a polymer nanoparticle.

In one embodiment, the nanoparticle mentioned above is a liposome, and the foregoing RNA interference capable of counteracting another RNA interference is encapsulated in the liposome. Moreover, in this embodiment, the preceding medicament may be in the form of an eye drop.

The pharmaceutically acceptable carrier mentioned above may also comprise, but is not limited to, a solvent, a dispersion medium, a coating, an antibacterial and antifungal agent, and an isotonic and absorption delaying agent, etc. and they are compatible to pharmaceutical administration. The pharmaceutical composition can be formulated into dosage forms for different administration routes utilizing conventional methods.

Furthermore, the pharmaceutically acceptable salt may comprise, but is not limited to, inorganic cation salts including alkali metal salts such as sodium salt, potassium salt or amine salt, alkaline-earth metal salt such as magnesium salt or calcium salt, the salt containing bivalent or quadrivalent cation such as zinc salt, aluminum salt or zirconium salt. In addition, the pharmaceutically acceptable salt may also comprise organic salt including dicyclohexylamine salt, methyl-D-glucamine, and amino acid salt such as arginine, lysine, histidine, or glutamine.

The medicament prepared from the present disclosure may be administered orally, parentally, via an inhalation spray or via an implanted reservoir. The parental method may comprise eye drop, subcutaneous, intracutaneous, intravenous, intramuscular, intraarticular, intraarterial, intrasynovial, intrasternal, intrathecal, and intralesional, as well as infusion techniques.

An oral composition can comprise, but is not limited to, tablets, capsules, emulsions and aqueous suspensions, dispersions and solutions.

EXAMPLES

A. Material and method

Material

The Luciferase Assay System and cloning kits were purchased from Promega Corporation (Madison, Wis., USA). Anti-PAX6, anti-collagen I, anti-integrin β , and anti-matrix metalloproteinase 2 (MMP2) antibodies were purchased from GeneTex Inc (Irvine, Calif., USA). Anti- β -actin antibody, Enhanced Chemiluminescence (ECL) solution, and WST-1 were purchased from Millipore (Billerica, Mass., USA). Trizol® reagent, secondary antibodies and Lipofectamine were purchased from Invitrogen (Carlsbad, Calif., USA). SYBR® Green PCR Master Mix, MultiScribe™ Reverse Transcriptase Kit, TaqMan® microRNA-328 and U44 Assays, and microRNA-328 mimic were purchased from Applied Biosystems (Carlsbad, Calif., USA). Primer sets were synthesized by Mission Biotech (Nankang, Taiwan). Anti-PAX6 shRNA was purchased from the National RNAi Core Facility (Nankang, Taiwan). The ARPE-19 cell line was purchased from ATCC (Manassas, Va., USA). The cell culture-related reagents were purchased from GIBCO-BRL (Grand Island, N.Y., USA). Unless otherwise specified, all other reagents were of analytical grade.

Method

1. Cell Culture, Treatments and Transfection

The human retinal pigment epithelium (RPE) cell line, ARPE-19, was grown in DMEM/F12 medium with 1% Penicillin/Streptomycin and 10% heat-inactivated fetal bovine serum (FBS) at 37° C. in a humidified atmosphere of 95% air/5% CO₂. Cells below passage 20 were used in all experiments. To conduct the transfection experiments, retinal pigment epithelium cells were seeded into a 12-well plate at a density of 1×10⁵ cells/well. After achieving 70% confluence in a well, a short hairpin RNA (shRNA) as control or a short hairpin RNA against PAX6 and pEGFP-N3, or a plasmid with PAX6 gene were respectively transfected with Lipofectamine 2000 (Invitrogen). After 24-hour incubation, retinal pigment epithelium cells were lysed for further study.

2. RNA Isolation and Quantitative Real-Time Polymerase Chain Reaction (PCR)

Extraction of total RNA from cultured cells was carried out using Trizol®. RNA purity was checked using A260/A280 readings. cDNA was synthesized from 1 μ g total RNA using random primers and the MultiScribe™ Reverse Transcriptase Kit. cDNA of microRNA-328 was synthesized with TaqMan® MicroRNA Assay. The cDNA was diluted by a ratio of 1:30 with PCR grade water and then stored at -20° C.

For quantitative real-time PCR, specific primers were designed, and the details are listed in Table 1. Gene expression level was quantified on an ABI 7500 real-time PCR machine (Applied Biosystems) with pre-optimized conditions. Each polymerase chain reaction was performed in duplicate using 5 μ l 2×SYBR Green PCR Master Mix, 0.2 μ l primer sets, 1 μ l cDNA, and 3.6 μ l nucleotide-free H₂O to yield a 10 μ l of total reaction volume. The expression level of microRNA-328 was normalized to that of U44 as the internal control for microRNA-328 by using the equation of $\log_{10}(2^{-\Delta Ct})$, where $\Delta Ct = (Ct_{\text{microRNA-328}} - Ct_{\text{U44}})$. The relative expression level of other genes was normalized to the level of the housekeeping gene GAPDH.

TABLE 1

Primer Sequences for quantitative real-time polymerase chain reaction	
Primer	Sequence
For cloning PAX6 full length cDNA	
PAX6-clone-F	AGGAAGCTTATGCAGAACAGTCACAGCGGAGTG (SEQ ID NO. 9)
PAX6-clone-R	AGGGATCCTTACTGTAACTCTGGCCAGTATTGAG (SEQ ID NO. 10)
For PAX6 3' untranslated region reporter assay	
PAX6-3UTR-F	CGGACTAGTAGACAACAACAAGCAGACTGTGACTG (SEQ ID NO. 11)
PAX6-3UTR-R	GCGACGCGTTTTAGAGCAGTTTTGAACGTTTATTACT (SEQ ID NO. 12)
PAX6-3UTR-mut-F	AGGGAACGTGTCAGAGACTTTAGCTGTGGGAGTGCATGCC (SEQ ID NO. 13)
PAX6-3UTR-mut-R	GGCATGCACTCCACAGCTAAAGTCTCTGACAGTTCCT (SEQ ID NO. 14)
For gene expression	
Pax6-F	GTAACCGAGAGTAGCGACTCC (SEQ ID NO. 15)
Pax6-R	GCACTCCCGCTTATACTGGG (SEQ ID NO. 16)
TGF- β 1-F	CAAGGACCTCGGCTGGAA (SEQ ID NO. 17)
TGF- β 1-R	CCGGTTATGTGTTGTACA (SEQ ID NO. 18)
TGF- β 2-F	GAGTACTACGCCAAGGAGTTTACA (SEQ ID NO. 19)
TGF- β 2-R	CGAACAAATTCTGAAGTAGGCTGTG (SEQ ID NO. 20)
TGF- β 3-F	GGAAACACCGAGTCGGAATC (SEQ ID NO. 21)
TGF- β 3-R	GCGGAAAACCTTGGAGGTAAT (SEQ ID NO. 22)
Collagen I-F	ATGGATGAGGAACTGGCAACT (SEQ ID NO. 23)
Collagen I-R	GCCATCGACAAGAAGTGAAGT (SEQ ID NO. 24)
Integrin β 1-F	GTGGAGGAAATGGTGTGTTGC (SEQ ID NO. 25)
Integrin β 1-R	GTCTGCCCTTGGAACTTGG (SEQ ID NO. 26)
MMP2-F	CAAGGACCGGTTTATTTGGC (SEQ ID NO. 27)
MMP2-R	ATTCCTGCGAAGAACACAGC (SEQ ID NO. 28)
GAPDH-F	GTGAAGTCCGGAGTCAAC (SEQ ID NO. 29)
GAPDH-R	GTTGAGGTCAATGAAGGG (SEQ ID NO. 30)

3. Immunoblot Analysis

Cells were harvested in RIPA buffer (1% Nonidet P-40, 0.5% deoxycholate, 0.1% SDS in PBS) containing protease

inhibitor cocktail (Calbiochem) and centrifuged at 12,000 rpm for 10 minutes at 4° C. The supernatant was used as total cell lysate. Lysates (20 μ g) were denatured in 2% SDS, 10 mM dithiothreitol, 60 mM Tris-HCl (pH 6.8), and 0.1% bromophenol blue, and loaded onto a 10% polyacrylamide/SDS gel. Then, the separated proteins were transferred onto a PVDF membrane. The membrane was blocked for 1 hour at room temperature in PBS containing 5% non-fat dry milk and incubated overnight at 4° C. in PBS-T containing the primary antibody. The membrane was washed in PBS-T, incubated with the secondary antibody conjugated to horseradish peroxidase for 1 hour at room temperature, and then washed in PBS-T. The ECL non-radioactive detection system was used to detect the antibody-protein complexes by photographing with a Bio-Rad ChemiDoc XRS System.

4. Construction of the PAX6 3' Untranslated Region Reporter Plasmid and Mutagenesis

Polymerase chain reaction was performed using sets of primers specific for the PAX6 3' untranslated region listed in Table 1, of which the forward primer was SpeI-site-linked and the reverse primer was MluI-site-linked. Retinal pigment epithelium genomic DNA was used as the template. The 1500-bp polymerase chain reaction products were digested with SpeI and MluI and cloned downstream of the luciferase gene in the pMIR-REPORT luciferase vector (Ambion). This vector was sequenced and named pMIR-PAX6-3'UTR. Site-directed mutagenesis of the microRNA-328 target site in the PAX6 3' untranslated region was carried out using the QuikChange® Site-Directed Mutagenesis Kit (Stratagene, Heidelberg, Germany) and the vector named pMIR-PAX6-3UTR-mutant. For reporter assays, the cells were transiently transfected with wild-type (pMIR-PAX6-3'UTR) or mutant (pMIR-PAX6-3'UTR-mutant) reporter plasmids and microRNA-328 mimic by using Lipofectamine 2000 (Invitrogen). The pEGFP plasmids were co-transfected and acted as the internal control. 24 hours after the transfection, the reporter assay was performed using the Luciferase Assay System (Promega).

5. Construction of Full-Length PAX6 cDNA

The full-length cDNA of PAX6 (NM_000280) was generated by PCR amplification using the primers listed in Table 1. The following thermal profile was used for the PCR amplification of cDNA (500 ng) in a GeneAmp PCR system 9700 (Applied Biosystems): an initial denaturation step at 95° C. for 5 minutes; followed by 40 cycles of 94° C. for 1 minute; 59° C. for 1 minute and 72° C. for 1 minute, with a final extension at 72° C. for 10 minutes. The polymerase chain reaction products were analyzed by agarose gel electrophoresis. All the polymerase chain reaction products were cloned into pGEM-T Easy vectors (Promega Corporation). After HindIII/BamHI digestion, PAX6 cDNA was cloned into pEGFP-N3 to form a construct of pEGFP-PAX6. All the sequences of constructs were confirmed by DNA sequencing.

6. Cell Proliferation Assay

Cell proliferation was determined by using microscope images and the WST-1 cell proliferation assay (Millipore) according to the manufacturer's instructions. Briefly, the cells were seeded in triplicate in 12-well plates at 10⁵ cells per well. After cells were transfected with microRNA-328 mimic or PAX6 short hairpin RNA for 24 hours, images were obtained from a Nikon inverted microscope (Nikon Instruments Inc., Melville, N.Y.). Then, cells were further incubated with WST-1 reagent and medium at a ratio of 1:10 for 4 hours, and the absorption at 440 nm and 650 nm of the samples (with a background control as a blank) were measured using a microplate reader.

7. Preparation of Conditioned Medium and Treatment

To collect conditioned medium, retinal pigment epithelium cells were seeded into a 12-well plate at a density of 1×10^5 cells/well. After achieving 70% confluence in a well, scrambled short hairpin RNA or short hairpin RNA against PAX6 and pEGFP-N3 plasmid or plasmid carrying PAX6 gene were respectively transfected with Lipofectamine 2000 (Invitrogen). After 24 hours, the medium (called conditioned medium) was collected. Scleral cells (1×10^5 cells/well) were seeded into a 12-well plate. After 24 hours, the original culture medium was replaced with 1 mL conditioned medium. After another 24 hours, the gene expression of scleral cells was measured by real-time polymerase chain reaction (RT-PCR).

8. In Situ Hybridization

The C57BL/6J mice were purchased from the National Laboratory Animal Center, Taiwan. All the animal experiments abided by the ARVO policy for use of animals. After sacrificing the mice, the eyes were collected and fixed in paraformaldehyde (PFA). For in situ hybridization, the eye sections were incubated in imidazole buffer (0.13 M 1-methylimidazole, 300 mM NaCl pH 8.0) twice for 10 minutes, followed by incubation in 1-ethyl-3-(3-dimethylaminopropyl) carbodiimide HCl (EDC; Thermo Fisher Scientific, Rockford, Ill.) solution (16 M EDC, 0.13 M 1-methylimidazole, 300 mM NaCl pH 8.0) for 1 h at 28° C. After twice washing in 0.2% (w/v) glycine/PBS, the sections were acetylated by incubation in 0.1 M triethanolamine, 0.5% (v/v) acetic anhydride for 10 minutes, followed by being washed 3 times in 1×PBS for 5 minutes each wash. 5'-DIG-labeled locked nucleic acid modified microRNA-328 probes (EXIQON, Vedbaek, Denmark) were diluted by a ratio of 1:100 in hybridization buffer (50% formamide, 0.3 M NaCl, 20 mM Tris HCl pH 8.0, 5 mM EDTA, 10 mM NaPO₄ pH 8.0, 10% dextran sulfate, 1×Denhardt's solution, and 0.5 mg/mL yeast tRNA) and heated at 65° C. for 5 minutes, then chilled on ice.

After overnight hybridization at 54° C., the slides were washed twice in 50% formamide, 1×SSC-Tween for 25 minutes; once in 0.2×SSC for 15 minutes; once in 1×PBS for 15 minutes. The sections were then incubated in blocking solution (1× Blocking Reagent, Roche) for 1 hour at room temperature, followed by incubation in blocking solution containing a 1:1500 dilution of Alkaline Phosphatase (AP)-conjugated anti-DIG Fab fragment (Roche Applied Science, Indianapolis, USA) for 2 hours at room temperature. The slides were washed twice in 1×PBS-Tween for 20 minutes, then twice in 1×PBS for 20 minutes, and the sections were incubated in BM Purple AP substrate (Roche) for one day in the dark. Alkaline phosphatase substrate reactions were terminated by washing the slides in 1 mM EDTA, 1×PBS for 10 minutes, followed by a 2 minutes wash in deionized water. After mounting, the images were captured under a Nikon inverted microscope (Nikon Instruments Inc.).

9. Statistical Analysis

The Mann-Whitney U test was used to compare all experimental results. A P-value less than 0.05 was considered significant. All the assays shown were conducted in triplicate at least. Data are means±standard deviation of three experiments.

10. Determination of microRNA-328 Expression Level in Sclera and Retina in Myopic Mice

A 23-day old young mouse (C57BL/6J mouse, purchased from the National Laboratory Animal Center (Taiwan)) was covered on one eye on one side for four weeks to make the eye develop high myopia, and the un-covered eye of the same mouse was used as a first type of control, and the eyes

of another mouse without any covering were used as a second type of control. Determination and/or calculation of expression level in sclera and retina in the mice is described in Method 2.

11. Determination of Whether a Locked Nucleic Acid Modified Antisense for microRNA-328 can Enter into Ocular Tissues

In order to determine that a locked nucleic acid modified antisense for microRNA-328 (the sequence thereof was GGAAGGGCAGAGAGGGCCA (SEQ ID NO. 7)) (miRCURY LNA™ microRNA Power inhibitor, Exiqon, Vedbaek, Denmark, catalog number: 427050-00) can enter into ocular tissues in the form of an eye drop, 50 nM locked nucleic acid modified antisense for microRNA-328 was dissolved in PBS buffer while in another experiment group, liposome was used to encapsulate locked nucleic acid modified antisense for microRNA-328. The two medicaments were dropped into different eyes of the mouse, respectively, once a day, for 3 continuous days. On the fourth day, the mouse was sacrificed and in situ hybridization stain experiment was performed. Negative control were the eyes of a normal mouse; for positive control, during the staining, locked nucleic acid modified antisense for microRNA-328 was further added to confirm that the staining process was correct.

B. Results

1. MicroRNA-328 and PAX6

First, endogenous expression levels of microRNA-328 and PAX6 in retinal pigment epithelium and scleral cells was detected by real-time quantitative polymerase chain reaction analysis. The level of microRNA-328 in retinal pigment epithelium cells was lower than that in scleral cells (FIG. 2B). Conversely, PAX6 expression was higher in retinal pigment epithelium cells than in scleral cells. To test whether microRNA-328 is expressed in vivo, in situ hybridization was performed on murine ocular tissues with LNA-modified microRNA-328 probes. As shown in FIG. 2C, the expression of microRNA-328 can be detected in vivo.

Then, the direct binding between microRNA-328 and PAX6 was validated. A 1500-bp length of PAX6 3' untranslated region containing the putative microRNA-328 binding site was cloned into the pMIR-reporter plasmid. After the pMIR-PAX6 3'UTR plasmid and microRNA-328 mimic were co-transfected into retinal pigment epithelium cells, luciferase activity was measured. As shown in FIG. 2D, microRNA-328 mimic dose-dependently decreased the luciferase activity in retinal pigment epithelium cells. To further validate the binding of PAX6, seven nucleotides located in the critical binding region of the PAX6 3' untranslated region were mutated by site-directed mutagenesis (FIG. 2A). This procedure should reduce or abolish microRNA-328 binding to PAX6. As shown in FIG. 2E, microRNA-328 mimic did not have any effect on luciferase activity after mutating the microRNA-328 target site.

Given that the luciferase assay confirmed a direct binding between microRNA-328 and PAX6, whether microRNA-328 can inhibit PAX6 expression in retinal pigment epithelium cells as further tested. After transfecting retinal pigment epithelium cells with different doses of microRNA-328 mimic, PAX6 expression was directly measured. The results showed that microRNA-328 mimic significantly and dose-dependently decreased PAX6 expression (FIG. 2F). The above experiments proved that microRNA-328 negatively regulated PAX6 expression.

2. Single Nucleotide Polymorphism (SNP) Rs662702 Affects microRNA-328 Binding Ability

Since single nucleotide polymorphism rs662702 in PAX6 is located in the microRNA-328 binding site, and since this single nucleotide polymorphism was shown to be related to extreme myopia in the recent study of the inventors, whether this SNP can affect microRNA-328 binding ability to the PAX6 3' untranslated region was tested. Two reporter constructs were created: one carried the risk C allele and the other carried the protective T allele. Even a low dose (15 nM) of microRNA-328 mimic could significantly reduce the luciferase activity in retinal pigment epithelium cells transfected with the C-allele constructs (FIG. 3). However, the effect of microRNA-328 mimic was much less on the T-allele constructs than on the C-allele constructs (FIG. 3). Accordingly, 3' untranslated region single nucleotide polymorphism rs662702 substantially affected the binding ability of the microRNA-328 to the PAX6 3' untranslated region, and that might affect PAX6 expression levels and result in myopia formation.

3. Knockdown of PAX6 Enhances Retinal Pigment Epithelium Cell Viability and Regulates TGF- β Expression

Loss-of-function experiments were used to investigate PAX6 effects on retinal pigment epithelium cells to more RNA can affect myopia formation by knockdown of PAX6.

First, it was confirmed that a short hairpin RNA against PAX6 could knock down PAX6 expressions in a dose-dependent manner in retinal pigment epithelium cells (FIG. 4A). Knockdown of PAX6 significantly enhanced retinal pigment epithelium cell proliferation (FIG. 4B and FIG. 4C). Since previous studies have reported that an increase in TGF- β was an important factor in the retinoscleral signaling pathway during myopia development (J Exp Eye Res 2009; 88:458-466), whether PAX6 affected TGF- β expression in retinal pigment epithelium cells was tested next. The results showed that suppression of PAX6 significantly enhanced TGF- β 3 (but not TGF- β 1 or TGF- β 2) expression in retinal pigment epithelium cells (FIGS. 4D-4F).

To further confirm that PAX6 could mediate TGF- β 3 expression in retinal pigment epithelium cells, a gain-of-function experiment was further conducted. The full length (1269 bp; NM_000280) cDNA of PAX6 was cloned into pEGFP-N3 plasmids (FIG. 5A). Retinal pigment epithelium cells would overexpress PAX6 protein. Overexpression of PAX6 significantly inhibited TGF- β 3 expression (FIG. 5B). The results indicated that PAX6 may participate in myopia formation through regulating the TGF- β 3 mediated signaling pathways.

4. MicroRNA-328 Affects Retinal Pigment Epithelium Viability and TGF- β Expression

Since it was confirmed that PAX6 was a microRNA-328 target gene, the effect of microRNA-328 on retinal pigment epithelium proliferation was investigated further. After retinal pigment epithelium cells were transfected with different doses of microRNA-328 mimic for 24 hours, the cell viability and mRNA levels were measured by WST-1 and quantitative polymerase chain reaction assays, respectively. As expected, microRNA-328 mimic dose-dependently enhanced retinal pigment epithelium cell proliferation (FIG. 6A), and this result was similar to the results from short hairpin RNA for PAX6. MicroRNA-328 mimic significantly induced TGF- β 3 expression in retinal pigment epithelium cells (FIG. 4B). Furthermore, microRNA-328 mimic did not show significant effects on TGF- β 1 and TGF- β 2 expression.

5. The Effect of PAX6 on Scleral Cells

Scleral thinning, reduced scleral collagen I accumulation, decreased integrin β 1 subunit expression, and increased

matrix metalloproteinase 2 (MMP 2) have been reported as scleral phenotypes in the development of myopia (Exp Eye Res 2006; 82:185-200; Invest Ophthalmol Vis Sci 2006; 47:4674-4682; Exp Eye Res 1996; 63:369-381. Invest Ophthalmol Vis Sci 2001; 42:1153-1159; Invest Ophthalmol Vis Sci 2002; 43:2067-2075). Whether a change of PAX6 expression in retinal pigment epithelium cells could affect scleral gene expression was tested. The scleral cells were treated with the conditioned medium, which was collected from retinal pigment epithelium cells with down-regulated PAX6 expression. 24 hours after treatment with the conditioned medium, the cell viability and gene expression level of scleral cells were measured. As shown in FIG. 7A, a dose-dependent decrease of scleral cell viability was found. Furthermore, in scleral cells, it was found that collagen I and integrin β 1 levels significantly decreased, but matrix metalloproteinase 2 expression levels increased (FIGS. 7B, 7C, 7D and 7E).

On the contrary, the conditioned medium from the retinal pigment epithelium cells with overexpressed PAX6 had opposite effects on scleral cell proliferation, collagen I, integrin β 1, and matrix metalloproteinase 2 expressions (FIGS. 8A, 8B, 8C, 8D and 8E). Therefore, the expression levels of PAX6 in retinal pigment epithelium cells significantly affected the scleral phenotypes.

6. Retinoic Acid Regulates microRNA-328 Expression

Increased retinoic acid (RA) expression has been reported during the development of myopia (Ophthalmic Res 1998; 30:361-367; Vision Res 2004; 44:643-653). However, the role of retinoic acid in myopia development is still not clear. According to the JASPAR database (Nucleic Acids Res 2008; 36:D102-106), some retinoic acid responsive elements are located in the 2 kb promoter region of microRNA-328 gene. Given that retinoic acid was predicted to regulate microRNA-328 expression, retinoic acid-treated retinal pigment epithelium cells could provide a good model to test for the roles of microRNA-328 and PAX6 during myopia formation. After retinal pigment epithelium cells were treated with different doses of retinoic acid for 24 hours, cell viability, RNA and protein levels were measured by WST-1, quantitative polymerase chain reaction and immunoblotting assays, respectively. As shown in FIGS. 9A and 9B, retinoic acid dose-dependently enhanced retinal pigment epithelium cell proliferation. Furthermore, the levels of microRNA-328 in retinal pigment epithelium cells were increased by retinoic acid treatment in a dose-dependent manner (FIG. 9C), and that resulted in a decrease in the expression level of PAX6 (FIG. 9D).

7. Determination of microRNA-328 Expression Level in Sclera and Retina in Myopic Mice

In the determination of microRNA-328 expression level in sclera and retina in myopic mice mentioned above, the result found that microRNA-328 has a higher expression level in retina (FIG. 10A) and sclera (FIG. 10B) of the myopic eye than in the eye of the same young mouse and in the eyes of the completely normal mouse.

8. Determination of Whether a Locked Nucleic Acid Modified Antisense for microRNA-328 can Enter into Ocular Tissues

In the determination of whether a locked nucleic acid modified antisense for microRNA-328 can enter into ocular tissues, the results for the negative control group (eyes of a normal mouse) and the positive control group (locked nucleic acid modified antisense for microRNA-328 was further added during the staining) are shown in FIG. 11A, and the result for the group treated with locked nucleic acid modified antisense for microRNA-328 is shown in FIG.

11B. According to FIG. 11B, it is known that the location at which locked nucleic acid modified antisense for micro-RNA-328 located was stained to a purple color (the position indicated by an arrow mark). No matter whether liposome was used to encapsulate or not, it was found that ocular tissues, especially sclera tissue, had a purple color reaction, and that confirmed that locked nucleic acid modified anti-sense for microRNA-328 could enter into ocular tissues in

the form of an eye drop to reach the expected curative effect of treating myopia.

It will be apparent to those skilled in the art that various modifications and variations can be made to the disclosed embodiments. It is intended that the specification and examples be considered as exemplary only, with a true scope of the disclosure being indicated by the following claims and their equivalents.

 SEQUENCE LISTING

<160> NUMBER OF SEQ ID NOS: 32

<210> SEQ ID NO 1

<211> LENGTH: 33170

<212> TYPE: DNA

<213> ORGANISM: Homo sapiens

<400> SEQUENCE: 1

```

accctctttt cttatcattg acatttaaac tctggggcag gtccctcgctg agaacgcggc      60
tgtcagatct gccacttccc ctgccgagcg gcggtgagaa gtgtgggaac cggcctgccc      120
aggctcacct gcctccccgc cctccgctcc caggtaaccg cccgggctcc ggccccggcc      180
cggctcgggg ccccgggggc ctctccgctg ccagcgactg ctgtcccaaa atcaaaagccc      240
gccccaaagt gccccggggc ttgatttttg cttttaaaaag gaggcataca aagatggaag      300
cgagttaact agggagggat aggaaggggg gtggaggagg gacttgtctt tgccgagtgt      360
gctcttctgc aaaagtagca aaatgttcca ctctaagag tggacttcca gtccggccct      420
gagctgggag tagggggcgg gactctgctg ctgctgtctg ctaaagccac tcgcgaccgc      480
gaaaaatgca ggaggtgggg acgcactttg catccagacc tcctctgcat cgcagttcac      540
gacatccacg cttgggaaag tccgtacccg cgctggagc gcttaaagac accctgcccgc      600
gggtcggggc aggtgcagca gaagtttccc gcggttcaa agtgcagatg gctggaccgc      660
aacaagtct agagatgggg ttcgtttctc agaaagacgc ggagtacgaa agaatgcggc      720
cgacagagct gggcagcgcg taaagctccc agcgtgtgat ttgagcttca cttcgggaaga      780
cctaataatt agcagattct actgagctag aacgcgggct ccggttactg cgggcgctgc      840
gctggctgcc tcggcgggaa gcgcgcgggc gccatgggag ccgggccgcc aagcccggga      900
aagagaagcg cccaccaccc tgcggccctt ggagggccag agccggggcc cggaagtgtc      960
cccttagtga gtcaggaag ggacgaccca aacttagact aacttgttgt tcagccgggc      1020
gaaagtctct ggagcccggc cctaaaagca gctggagacg cccaggccgg cttaggcggg      1080
gcacccaaga accccgcccg ggagtttggg gcggcctctg gcccaggccc cggtagccc      1140
ccaaccccc cctcccactg cgctcctgcg cccctttct aggtcttctg ggagcacctt      1200
cggagctcag tcacctgtga caggtgttgg gacctccgcc cgactccgag cgggtggcgc      1260
cctgctcac ctcaoctgga aacgggggac gagcgcagtg gcagtccggc cgcaecgctt      1320
acctgggccc ggatcctctc ctccgcgggt tcctctcctt ggagctgggc ggcgagcagg      1380
tcgctgctt cgcagtggga agtggaacct ctctccagt cataaatcaa accagccat      1440
cctcgggct cctccctcat tagagatgtt tattggagat cgtgtttatt cggtgtcac      1500
ggcgagaaaa cgcggtgaca taattacctc tgaccagagt cctcgtccg cgcccagggc      1560
gagccgagga cctcctctgt cgccttctca tgcccgtgcc cttcgtgatc ggagggcgcc      1620
cgtgatagcc ttgtctttt ttcctcagac cctctcatag aatttggatg actggaatta      1680
ctattcagat tccccaggg cccggagttt atttatttat tttagaattg gaaaggaaaa      1740

```

-continued

ccgaagggaa	cccaacgcc	ctccggggca	gaagggggca	gcgcgcgcga	ggcggaaagga	1800
cagtcactct	cgctgcacaa	actttcccgc	gggccgcgcc	gcgcgtgcag	gggctggacg	1860
ccacccggcg	ccagagccgg	gcctgaggag	cggggtctgg	ccgggaaacga	gggctgccag	1920
cctgggtggt	gtcatttgtt	gcttcatttt	tcattccctt	tcctctcgtg	aggaatcaga	1980
ggcatcgggc	cgcgcgggct	gagaattctt	aaattctccc	cgcccgcat	cggtgagcc	2040
aaccgcagt	tcctgtcagc	ccctctgtcc	cccgggcagc	ggttttcccc	gctagccagg	2100
tttgaagtc	accctctgtg	agactgggtt	aggaagtgc	gaaaagcgcc	gaattgtttt	2160
caaatgaaa	atactttttt	ttttttttt	ggagatagcg	ctgacaaaata	tatgggatcc	2220
cggttttga	tccttggtg	cgctctctg	tctcctgtcg	ctaataaaac	tcgcattgag	2280
ccccttagtg	ccttgattaa	caggcagatt	aactcttact	ggggttggga	acagcttgtc	2340
ctaatcaatg	tcattttaaa	agcccgtcag	gatgcgctta	gcttcggttc	cctggatgct	2400
tgagcgagcc	agccatgaca	tttgetccct	ccccctcccc	agcctcaaat	ccccagtaa	2460
agccccagt	tcccgcctgc	ctggtcccag	gtctacaacg	ggacaaatcg	caggaccggg	2520
tcgttgccct	ttagaatag	cagcggttta	gagaggggat	atccagggag	aagggactga	2580
ggtgcccttg	acttgcttgc	ttttcctttg	aagctgaact	cttgccctct	gggggcagag	2640
gttacaggg	aaagagagat	ggggggatcg	tcacagggtg	atgaaatgga	aagcaaacct	2700
ttctaggaac	cctatttgca	aaaatcggag	agtgcgcctg	atctcagttg	tcctacatgt	2760
caggagtttt	aaacctaact	cctatctgga	caacagcatg	gagggactgg	gaggcaaacg	2820
cttgggagtc	tgaccgcctg	ggctgctagg	aatccctttg	ctgggagact	ccactggaca	2880
atgttatttt	aaaggtat	tgggggtggg	cagggagaag	acagagagag	aaagagagag	2940
agagagagag	agagagagag	agagagagag	acagggctggc	ctcccagagc	gaaacggaaga	3000
ggactgagga	ctgaaccacg	ggagccccta	gcactggcca	tttggcagga	ggcgaggaag	3060
ggcgagggca	cgcgcgcttc	cccccaagcc	gagcagtggc	cacagcctga	aggtgccacc	3120
ggggcgctct	gggatcttct	tggcttttct	aggetctggg	ctcggcgagg	ctgccgggtt	3180
agcgggaacc	ggcaggttgc	tggagaaagg	agagggacaa	aggcctggaa	gtgggggagg	3240
caccagggac	tgggcggccg	ggatgggagc	ctttgccttt	agggtcact	ggaccctttt	3300
gccagctccg	cggacaaggg	atcccacctt	cccaggtctc	gcaaaaagag	agacgtttgg	3360
ggcactacaa	agtgcgcag	gtgtctgcca	agactttcct	tctccaaaaa	atgccagtct	3420
tcacccttcc	cagcgcgcgc	gcgctgcgcc	tctgcttgac	cggggaaaga	gagagtttgg	3480
aggtgtcaga	actgtcagaa	ctccggatgg	gaggctcttg	gttctgaagc	tgggagctgg	3540
aggcaacttc	ccccagaagt	gggcaactct	ttgcctcccc	gaaggcctga	tggggtgggc	3600
acaggggaat	gccagggatc	ggtgcgggtg	agatgcttgc	ctcacctcat	gttgacgcat	3660
caatactggc	tagaagctct	gggcaggctc	tggcgagcca	cggcccccca	gcgggactcc	3720
ctccacgcag	acagccccgc	taccgggtgg	gacgaccccc	gcggcccccg	cgggaacgca	3780
cccgcgggcc	tgagaggtcc	tccctctggc	cacagggggc	ggagggtagg	ggggaacagg	3840
ggcctgtggg	gagggcggga	aaggagacag	aacctaaagc	gcaatccccg	ccgccccccc	3900
gcgtcttgg	gggcagcaag	tgggcctcgg	gcgtgttgg	agccgcaatt	aaaatggcga	3960
cctgcgagtt	gtctcggttt	tgtaacacac	tctggcaacc	gcgccccgac	ctcagtctcg	4020
gccccacac	ccctagggcg	cttcgcccc	agagccggtg	cttggcagag	ggagtgaggc	4080
tccccacgag	gtagaacagc	acccccacct	tccttgagac	cagtcagag	agaacgagga	4140

-continued

aatctcacte	tcacctctct	ctccttaaac	tttgaaaact	cgccctcatt	ctggggttga	4200
actccccctcc	ccaaatattg	acacatggga	agcagccaag	tcctttttgt	tttttgttg	4260
tgcgaggagag	tttccaggag	tctttcccgg	agcccccttc	cccaccaat	gacgtcagtg	4320
gcattcacte	ctcgtctcct	gcctttttctg	attttttgtt	aaaacttttc	tcgcagcgga	4380
gatgggggtt	ggaggggtgg	gagaaggagc	tgattcaaag	agccagtgcc	ctggggggaa	4440
atagcaacaa	gattacggct	gcttctttcc	gaggcaaacg	ttaagaaggt	gctaataccac	4500
tcggtcgcta	attgagaggt	tgtaaaaatg	atactcgct	ccagttcgga	cagaatcact	4560
tcccccccc	ccgcccccc	gcaagtccct	cgctcatgca	cagcggactt	gagtcttgag	4620
tccaagtctc	tttaatgctc	gcttgaaaag	taaaaggaga	gagaaagaga	aagccgactt	4680
tcgctggctc	gggactcagg	gccgcggccc	cacttgccgg	catctccga	aagtccgct	4740
cctgcgaaat	gaaacctcgc	ccaggagggc	gcgagcttgg	acaccggcg	ccaacctcct	4800
caacctctgac	ccaggtttcc	tcccggcgct	gcgagctccc	ggggaagggt	tagagccggc	4860
agccctcccc	agccccggga	ggggagaggg	ttatgcgacc	ccacctctgg	ctagggccgg	4920
ggaggccttt	gettcccggg	agccctgccc	gggctccttg	gtcgcagggc	tgctgggtcc	4980
caggcaggaa	cgagaggggt	aggcccacat	gtggcccggc	ggcccagggc	ggcttgccagc	5040
gtctcactg	tcccggctgc	caggggctgc	ggcgacggcg	ccagtcagca	gcgagtccag	5100
gtcgcgcaga	ttttattgat	gagctctgac	tttcagcact	ttccctaagt	caagaagagt	5160
ctagcgtacc	cttcggctgc	ttcatttcag	cctccctgcc	tcagctcttc	agccctattc	5220
ccccctcgccc	tgctcggggg	tggtgtacagc	agcccaggcc	ttccttctcc	ttcccggctc	5280
cgtggcccga	agccgcccag	agagctcggg	acagcgcagg	accaggcagc	cgctcgctct	5340
cctgtcacct	taactgcagg	ctccgagggg	cgcctttgga	gtgtactgag	gtgtgtccta	5400
atcgtcgggc	attcaacaaa	tggacttctg	gtgtgtggtc	agaagagaaa	agccatttac	5460
ttactttcct	ccccggtttt	ctggcaacag	ctgaagggga	gctgcctccg	tggactgagc	5520
agaccagga	gagggagtgc	tggtgcggag	acacacgcac	cacacacaga	tgaccgggtg	5580
cacacacgac	acacgctgac	ataccgacat	cgccagtggg	acacacacac	acacacacac	5640
acacacacac	acacacacag	agagagagag	agaatccctc	ccagcattgg	tcacccgccc	5700
ccccaccag	gettccacte	cccctcccct	cttatctccc	ctggcttccc	ctcctctcgg	5760
gcgctcgcaa	aagcagccgc	acttagtcaa	caaatggcac	gtgggagaag	ttgggtgagt	5820
tttggtgagg	actcttcagg	gcttttcaca	agaaccctct	gtacacaaag	taagtggcgt	5880
gtttactcgg	gcctctccag	ccagagctgt	gcctctgctc	cgctgcgcac	cgcggcttcc	5940
gaaaggagaa	aggagagaag	aaagggcggg	gagagcgggg	tggaggattt	ggacaggccc	6000
tggaggcttg	ggctggggag	gcctctggcc	tcgtttagtt	ctcggcccgg	caacctcctc	6060
tcggcctagg	cttcgcgcgg	gcctccgcag	ctggaatgga	gctgccagga	cccagtgacg	6120
ctccgcccc	tttctcttc	ttccaagggg	ccaggtgggc	tggggtgcgg	ccgcccgtgt	6180
gctctgtgtc	ttggggcccc	ggctgggatg	gggtgggggc	gggcgggggc	ggggcggcag	6240
gccacgctgt	cctggagtgt	gcaagaaaag	acagcacaga	aactgcacc	ctccgaggac	6300
tgggagtccc	gagtccagct	tagggggagt	gggggcgcga	cccccaacc	agaaaccttc	6360
acttgaccgc	tcaagttcgc	ggcagcaggg	cgggcgcgc	cgaatctcgg	cgtgcgcgga	6420
gcggggagat	gcaggcgagc	gccagagccc	gggctcgggg	gccctgcgcc	ggggagagga	6480

-continued

gccgggaccc accggcggag ccgaaaacaa gtgtattcat attcaaacaa acggaccaat 6540
 tgcaccaggc ggggagaggg agcatccaat cggctggcgc gaggccccgg cgtgtgtttg 6600
 cataaagcaa tttttgtgt gagagcgagc ggtgcatttg catgttgccg agtgattagt 6660
 gggtttga aa aggaaccgt ggctcggcct catttcccgc tctggttcag gcgcaggagg 6720
 aagtgttttg ctggaggatg atgacagagg tcaggcttcg ctaatgggcc agtgaggagc 6780
 ggtggaggcg aggccgggcg ccggcacaca cacattaaca cacttgagcc atcaccaatc 6840
 agcataggtg tgctggctgc agccacttcc ctccccaca ctctttatct ctactctcc 6900
 agcgcgtgac agccatttt attgtcaatc tctgtctcct tcccaggaat ctgagaattg 6960
 ctctcacaca ccaaccagc aacatccgtg gagaaaactc tcaccagcaa ctctttaaa 7020
 acaccgtcat ttcaaaccat tgtggtcttc aagcaacaac agcagcacia aaaaccccaa 7080
 ccaaacaaaa ctcttgacag aagctgtgac aaccagaaag gatgcctcat aaaggtgagt 7140
 ccgcttcttt ctctcctctt ttttttatt gcaatattca gacaggtctc ccccttctc 7200
 ccccttctc tctccccctc tcgcccgtcc cctccccac tgctacgccg ggagagtgg 7260
 gccggagaag tttccacgca ggagcccaaa ctttctactt ccagcgaag cccgcgtcgg 7320
 agggcgactg ccggcgagcg ggagcggcgc agggctcggg gcggggcgcc agctcagccc 7380
 cagcgcagc gccagcgcca gcgcgggctg agctcgcggg aagaaggag actccaggcg 7440
 cgacagcagc cgcggctcct agccccagc tcgccaatg ctcccagccc gcgggaaaag 7500
 acgaagaggc tctgtgtgac ccaaggccct ggaacggccg cagagagcaa ccgctgcgg 7560
 ctgctttgtc cagcccagg cccagcgaac gcgcagagag cgggcgctcc gaggactcgc 7620
 cgagggagcg ccgagggaac ctgctcgcgc cgtctccgcc cgcgcccgcc cctcgggct 7680
 ttgtgcgca ctgggctccg gcgcagaaga gtcagccggc actcgagcgc cgaggggggc 7740
 accgcgccc ccaccagccc gagggtgagc agtcggcaag gcagccgac gctggaggta 7800
 gagggaagag cgagctagc cgagccggga aggaagccac caggccaagg ccgtggaacg 7860
 cgcgctccga gggagctcag agccgagcgg gaggactgct agcttccacc cagcccccg 7920
 gctcttgccc ccaactccac tggagcgtg agctcggaac tgaaaactc tctgctccc 7980
 aggttcccc cgaactcct ctccccctg ttgcggagge tggggctctt cctgttctc 8040
 cggccccctg cgtttgtgtg gtatttttcc ttgttttct ctgatccagt ctaccaggt 8100
 gttgggattt cagcaagttt tgaggtgcag agttggtttg cttttttgtt tgttttactc 8160
 cgaatcccc tatgttttcc ttgtaaggc cttgaaaata aatctgtatg aaagcattgg 8220
 ccttccccct cgtctgatca cttcttctcc cggctaatta gtcggagtaa tttgagagct 8280
 ttcgattcta agatcccagg aggaaaagt tcttttcaa gttcataaag ttgtgcctc 8340
 tttcctgtg cagattttct cagtctcct gcgccataat agccctgaat ttagcaagt 8400
 gtaattgggg gaaatggagt tgaatttcaa gtggaaatgc tttcttttcc gagtgtctaa 8460
 acctggctct tcattcatga gcgatttcta gaaagttaa aaacaaagt aacgtggtt 8520
 ctttcttct tctttttat ttttctata ctctccaag ctccctaagc cattctggac 8580
 gtttaactcg aacttgggaa ggttttagaa ggggctggga gcagaaaatg aaatgaaag 8640
 caaagagctt gagcctggcg agtttactga agagaaataa tagttgtg gcgttgacatt 8700
 acatttttta tagccagtga ctttgcaaa agcgtgaagg cagtttgatt agttgttctc 8760
 ttatttgccc ctagagagta aaacttgtc atcataattg ctaattactc ttttgctgg 8820
 gggcgggagg accgagagct ctcccctta cctcagtaa agagtgtgg gatggaattt 8880

-continued

gagaattaag taattaa	aaaaa aagaacagca	ttgaaaact gagcctgtg	ttggggacag	8940	
agaggtaggg	gcagtgacca ctctctgtg	gtccaagget ggggcgactc	caaaatgtct	9000	
ggagactcct	togttcagga tgtggttcta	tggccccagc gaggccgtac	agagcctcgg	9060	
gctgagctgg	ggggtgagg ctgcagttgg	gggtctgacc tctccggtgc	acaggactgc	9120	
ttccgggtgt	cgatgtgccc cacttcccgg	gttgcttctg cacttagtgt	tcaogtttac	9180	
ttaagtaatt	agatagcttc ttagcgagag	ggaagtggga atggagcaga	actggaattt	9240	
gaaatactac	caccttccca gctgcttcca	aaactaatca acgaggcttc	tttgtgctca	9300	
gctactgaat	ttaaaaaaaa atggtatcaa	gaagttacaa gccaggatgg	gagcattctg	9360	
ttgtgattgt	gcacagcgtg ggttaca	aaag tggagttctg	gaagttttac	ccctcctagg	9420
ggaattccat	tccccatctc cccacotact	actcctttgc agcttcaggg	tctgcattt	9480	
gttgggtgg	ggtattttgc attagagttg	gagattttgc ctatccaggg	catggctatg	9540	
ggtgccggga	ctgagagaca ggaaggaagc	attggagagc caacctagat	aagggtaac	9600	
agtaaccctc	tgtctgtggc agtatttacc	caatgctgag aaaaagtctc	cattttcggt	9660	
ttatttttat	ggatttaagc tgtctaccaa	gtagttaaaa agtagaccag	gaatggcctt	9720	
gtagagtaaa	atgtgcttct tgaatttctt	tgcttgagg caggcagatc	aataatcacc	9780	
ataggtaaaa	cagaaaaaat aatgcattta	aaaaaaaaaca gagagaaatg	atgctgtgac	9840	
tgttttgta	ttttacctct ttttggggg	cagacctctt gaatgggctc	tttattgtaa	9900	
ctctctcttc	ccaattgagc tccccacggt	gccgttgtat ctttttacag	cccctaacaa	9960	
ctcacaccag	taacacaatt acctccagat	atttacaaca agaaattact	tttctatttt	10020	
ctccactcac	ccaaaagact ttttttttt	ttcctttggg aaaggtaggg	aggtgttcgt	10080	
acgggagcag	cctcggggac ccctgcactg	ggtcagggct tatgaagcta	gaagcgtccc	10140	
tctgttccct	ttgtgagttg gtgggtgtt	ggtacatttg gttggaagct	gtgttgctgg	10200	
ttaggagagc	toggttttgc tccttgggtt	cgaggaaagc tggagaatag	aagccattgt	10260	
ttgccgtctg	tgggttttgt cgaccacgct	cacccccctc tgttcgtact	ttttaagca	10320	
gtgagggcag	gtagacaggg tgtgtcacag	tacagttaaa ggggtgaaga	tctaaacgcc	10380	
aaaagagaag	ttaatcacia taagtgaggt	ttgggataaa aagtgggct	tgcccccttc	10440	
aaagtcccag	aaagctggga ggtagatgga	gagggggcca ttgggaagtt	tttttggtgt	10500	
agggagagga	gtagaagata aagggtaaagc	agagtggttg gttctggggg	tcttggaag	10560	
ttccttaag	aaggagggag tgtggccctg	cagccctccc aaactgctcc	agcctatgct	10620	
ctccgacacc	aggaagtcc aaggttccct	tcccctggtc tccaaacttc	aggtattcct	10680	
ctccctcac	acccttcaa cctcagctct	tggcctctac tcttactcc	actgttctc	10740	
ctgtttcccc	cttccccctt tcctgggtct	ttatattttt gcaaagtggtg	atccgaactt	10800	
gctagatttt	ccaattctcc caagccagac	cagagcagcc tcttttaag	gatggagact	10860	
tctgtggcag	atgccgtgaa aatgtgggt	gtaatgctgg gacttagagt	ttgatgacag	10920	
ttgactgag	ccctagatgc atgtgtttt	cctgagagtg aggctcagag	agcccatgga	10980	
cgtagctgt	tgaaccacag cttgatatac	ctttttctcc ttctgtttg	tcttaggggg	11040	
aagactttaa	ctaggggcgc gcagatgtgt	gaggcctttt attgtgagag	tggacagaca	11100	
tccgagattt	caggcaagtt ctgtgtgggc	tgctttgggc tcaaaacca	caaacagtca	11160	
aaacaaacta	tttcagtatg cttcttctact	atagttcaga tagaagaaaa	taaatcaaaa	11220	

-continued

ttggggcacc gcttctactg attaaagggt taactgctaa agaatgtagg ggaacacagat 11280
 tggggatatt ccagttactt gtttcaagcc ccaaagggtg gattttgtat gcaactgcagg 11340
 gcagagctga gtgacctca gatcgcccca agaggttgag tggatcaatt cctaaagaac 11400
 ggagattctc ctgtcctagc cccaggtcca cctcggttgg gagttcaggc ctacctgatg 11460
 cagctgcccc aggattaact cctatcttct tgctaacaga gccccatatt cgagccccgt 11520
 ggaatccccg gggccccagc cagagccagc atgcagaaca gtaagtgcct ctggtcttcc 11580
 tgggacttcg ggctcggggg gcgcgagccc gagggtcagg ggaggacaca gggactcgcg 11640
 acgccccgcg tggccccgcc gccgaccgac tgaggccccg ggacctgcgg cggctgctcc 11700
 ccgctccgcg ccgcgagcc cgggagggga gggcgtttgc ttggctcttc tcgatactgg 11760
 agaagcaggg gctgggccct taagaacagc ccgcccagat tttcgaagct gcggtagaga 11820
 aaccccatcc cccccaaatc ctgtaactca caccctctct cggccctgcc cgggctctga 11880
 ccccgagag aggggctggg ctgatcaggg cggggcgaag tcttctccta gttgagcgag 11940
 aaggaggccc ctttgggctt agccaagact gaaagtctcc accaaccggg cggggttggg 12000
 ggcttctctc cccaagtca tctcagggca gctcctcccc tcctcaccac actacgggcc 12060
 tagaagggat ggggagagga gccccagcc ctgcagcagg gtagggttgg taaactcgtc 12120
 gttacagggc gcgggagaga gcacggttta ctgggtctgg taaggaggtg cccaggaatt 12180
 ggaaaatccc tgcctggca actgcaattg cttgggtcct gatagtccca ggcccagagc 12240
 gcttttgata ctatggccc ttgtacctcc ctgcttctct ctgcccagac ccggtggggg 12300
 cccaccacc ttctgttctg tgggtgggtg tggtagcggg cagggttagt ctagagctcc 12360
 gacctgggag cctggaggcc cagcgaacc aggcccggtt tgaggttacg gttgaggcac 12420
 acggcgtcgg ggctcaactg aactcaaatg gtggaaggc ccgggtcttc cagcagcctg 12480
 ccctggccga accacacagc ctttaaggag gtccccagca ccttatccat ctgttttga 12540
 aacgcccgtc gccccctggt gcttcgggg ctggttaagc cgtagctgag gaaagggcac 12600
 aaaggtggcg agctttcgg gagtagttgt gcagaacctg ccggacccca gggcttggcc 12660
 ggtaggtcgc ccttcggcgg ctgggtctcc cccttgagc tcagactccc cagccgcagg 12720
 ctgtctctcg ggcgggcccc agccagggcg cgcagccctg agcgtttgtc gctgcccgcc 12780
 ggtgagcagg ccccgagggg cgcggggctg cgggcccggc ggcagggctt tgtgccctc 12840
 gttcccgggt gtgcgcgagg cgcggagcat ccaaattgac accatagtt ttctattag 12900
 ttgcttcgcg gtcgagttct aggcgcataa tcctcgccag tgggcgagag cgcagcagat 12960
 ccctagggaa gggacacaat gattgaggct taacctctga aggggaattt ggagctgcgc 13020
 tttctctctg caatttcgat gctgggagtg gcgctctggc cctggcgtct cctgggcaag 13080
 caccagccgg cggatctctc ggaggtggct ggcacgttgt tatttttga aatgagtgag 13140
 gagggaggtc tagatttagg cggccttacg cgcgccctt ggcattagca gactgggaat 13200
 tgccgtggct atgcccgaag tttgaaaagt ctctctcggg ctctttctgg gacagccttt 13260
 ctttttccgg gaagcttctc gtgcctagag gtggggctct gtagctggag gggtagatgg 13320
 aacttgcgaa gcaaaggaag gcaataaaaag gaagttagga gaaaccgga acgtgggcca 13380
 ggcttggctc tgttgagaa gcggtgtccc cgcgaagtcc ctgcttgcgc tggccccggc 13440
 cggagcccag atcccccaaa cgcctgtcac ttctcatego gttgaggtc cggccccac 13500
 ccgccccttg gtgagggccc cccctcagcc ccaagccttc ggctaccctg aaaacgccc 13560
 tcccctcgaa ggggaacaaa gtgcagttca atctcgtctg agtgatctac aaataaggac 13620

-continued

ggaaagggtc gttttatcac ggtcccgttt gtcgtgacga tgcaatttcc cggagcggag 13680
 cactgtcaca aagtgacaag gctgccacaa ggcceccgac tgatcttttc aattagcctt 13740
 ccatgcatga tccggagcga cttccgccta tttccagaaa ttaagctcaa acttgacgtg 13800
 cagctagttt ttttttaaag acaaagtca gagaggetca tcatatttcc cccctcttc 13860
 tatatttggg gcttatttat tgctaagaag ctcaggctcc tggcgtcaat ttatcagtag 13920
 gctccaagga gaagagagga gaggagagga gagctgaaca gggagccacg tcttttctctg 13980
 ggagggctgc tatctaagtc ggggctgcag gttggagatt ttttaaggaag tggaaattgg 14040
 caattggctt tgtgtgtctg tggtttttgg ggagggggac tacaagagg ggctaactcc 14100
 ctctccctat tctctaaggt tggaccacag ggatgaggtt gtgagatata aagataaagg 14160
 agggatgggg aacactatga tgtggtattt tcttttctg ttttttcttt ttgataatat 14220
 ctatccttgg ctaaggggag ggcggagttc agcggcggaa ataaagcag cagtggctgg 14280
 tgcgaaccga ctcccggctc taagccttac ttgcgggtggc cggacttctc tgtggctgaa 14340
 gccgagcccg ggctctgact ctcacgtctg cactggaggt gccgaaacct ggactggggt 14400
 tcaccagcca catactggct gctctggttg ttctctctc tctcttctc tattctaacc 14460
 aaacaaaacc caactcgatg cttgtgccag gccttggcca gtttggacgg tgatggaaac 14520
 atttctggat ttttagctct aagggagcac tcaagggctg taaggtttgc tatcactgtc 14580
 ccaacactgc agagacctg aaggttcagt gtgggatctg tagaacccat ggtttgcggg 14640
 gacactcaga ggggatcttt gggagattta tagagccggg tcttagcgtt ttgtgggttc 14700
 agaggtctgc tgcagtgttt atgaagaggg gcagtgaggc ggggacactg ctggggttat 14760
 ggctgtagtg aggtccatgt gtacttcttc cttggcatgt gtctgactct gtgttctctc 14820
 tgcagtacag tgggcagggg cacggttctt tggactgggc tgcccgatgt ctggcatggc 14880
 tgggtgctct gttgtccttt atttgatcga tagcagggaa ctgaccgccg aggttggcac 14940
 aggttggcag ggggatgagg atgcattgtg gttgtctct cctcctctcc ttcttctct 15000
 tcccctctct cctctctctt ctgttcttct tctccctcat cttctctctc cttctctctc 15060
 ctctctctcc tcttctctct gctctctctt cttcttttcc ccttctctct cctctctctt 15120
 tcctcaggtc acagcggagt gaatcagctc ggtgggtgtt ttgtcaacgg gcggccactg 15180
 ccggactcca cccggcagaa gattgtagag ctagctcaca gcggggcccg gccgtgcgac 15240
 atttcccga ttctgcaggt gatctctccc gcgccgcccc actcgccgcc cccggggccc 15300
 tccactctca acgccctctc ttcatttctt actgtaaaag atgctaatta tggaccccc 15360
 caccctcacc caccagctc cccagtcctc ccaaccactc cctgccttc ccactttccc 15420
 ctctctctcc accatctctc cctatctctt tcaacctggg tcagttacat aagataactc 15480
 atctgcttca gaaaaatatt gtgtgcggat ttttttaaaa aatctttct ctttttattt 15540
 ggtaaagaca ttcattgtgg gaacagttta tgaaccgtaa taagctgagt tatataaacc 15600
 ggcataattt cattctgctc tcccagccc atgcttaect cagcttttga ggtatttgg 15660
 tattctctcat gtttatgaat aatatatatt gattttaaaa ggcaaatgct atttactcct 15720
 ccctaactca catttactca attgagtatt ttttaagaa gaagaagtaa aaaaatcagt 15780
 ttatttttta cctttgttct ttaaaacata acgccacttt aagcaaggct agcacaacaa 15840
 taaatttacc tactctggtt tgatgcactc tcaggcagtg ttttaagaaa gttttttttt 15900
 taaaaaaagc ttttaaatcc gtttttttagt tcaaattggt tgaagatcc atcatattt 15960

-continued

```

tagtttttag ggctacaaat gtaattttta gaaaaaaagc tctctacagt aagttctcat 16020
accattgaag gtatatTTTT gtgttataga cccatgcaga tgcaaaagtc caagtgcctgg 16080
acaatcaaaa cgtaagcttg tcattgttta atgcatactt aaacaatTTT atTTTTgtct 16140
tgaattatt aataatgtgg ttttctgtcc acttccccta tgcaggtgtc caacggatgt 16200
gtgagtaaaa ttctgggcag gtattacgag actggctcca tcagaccag ggcaatcggg 16260
ggtagtaaac cgagagtagc gactccagaa gttgtaagca aaatagccca gtataagcgg 16320
gagtgcccgT ccatctttgc ttgggaaatc cgagacagat tactgtccga gggggTctgt 16380
accaacgata acataccaag cgtaagttca ttgagaacat ctgccctccc tgcctaagc 16440
ccaatgtctc ctctcttTTa ctctctccca ccctctctct ccactgtctc ttagtctgtg 16500
tcctctccct gctccacatt tgtctccttt gtacctgggg gaacagagag gaatgcctg 16560
acttttcttt gactgtctgg aaaatgggag tcaagtgtgg ggagtcattc acttcatttg 16620
catgctgcaa aacagagggc ggaggacca gggaaaggca cttgaatgaa gaaggaaaat 16680
gagaaccaga ttgtaacttc gtcctaattc acctgccaga actttccttc aggtgtcaca 16740
catccatttc catcctaata ttaaacaata taatgaaaga aagctttaca acaagtctaa 16800
atagttttta ttttcgggca gcttttaac aaagcaaacg aaccgtgtga gttaggtcac 16860
cagagacacc aagcaatggt gaaggacccc ctccgccc aa tctctatcc aactaaatt 16920
ccatgccc aa agtgatagct atcatTTTT ccacgggtga tctgcaaatc caccactgt 16980
ccccgggtgg ctgggagctt ttaaacgggt tgagagttgc tttttaaggt tgtgggtgag 17040
ctgagatggg tgactgtgtc ttcaggagac actaccattt ggtttgattt tggtttgatt 17100
tgaggtgtc atcaataaac agagtcttc gcaacctggc tagcgaaaag caacagatgg 17160
gcgagagcgg catgtatgat aaactaagga tgttgaacgg gcagaccgga agctggggca 17220
ccccccctgg ttggtatccg gggacttcgg tgcagggca acctacgcaa ggtaaaacc 17280
aagcagccat ccacgagct ctccatagT gcaccccttt gcctgtcccc tactctccca 17340
accatttctc ctcagggctt ccattgctgg ggaatgtcat gggtgagact gcatttgaag 17400
gcctgggaca catcgaccac attgtatgta ggtgggtgtt gttgaacat tttgttgcc 17460
tgggaatgtg agggttgtgt atgtcaggag cggatgaag gtggctgggt ggtgcgtgtg 17520
tgtgtttgtg ggcagcactg tgtgcataag aacgagctgc gtggtgcact attcaaatt 17580
gacattagaa tgcagggaga gccccctgt agaagtgtga caagataacg cactgacaga 17640
ctgcagggtt aacataattg tatcctgttg ctttttctg taattgacaa attatgtgac 17700
tatgagtagg gtgcacatga aaaggtgagc agggagatgc agggcgagtc ggggatgggg 17760
cattggaagt ggtggtctcc caactaaaac caccoccta tccttgcccc tccccgctc 17820
gccccctcgt gtcaccttt ctcaactctc gtgggtggcg actatgtgga agtggtgagg 17880
tgaagatact gtgagcagga cggcgggatg cggggagccg ctctggtctg ggaggagaga 17940
tgggacctga aacacccag gttctgtgag aagggtgga ggaagaagag cgggggatgg 18000
ggggggtggg gcggagggga gggtcagttg gctcccctcc gctcccctcc acaccccgag 18060
gtagcttggT caagaatagg aaacagttta ctccgaagat taatcggtat ttgttgcct 18120
cgtgacaagg agataaatg cgggataatg ggacgtggcg tctcaactccc aggagcaca 18180
cggagccgag gggctcgggg ccagggggcg cgcgaggagc tgcgaggagg ctgccggcg 18240
atccgtgagc tctcggaccg gctccggatg cccggcgct ccatggagtc gggcgaggga 18300
agggaaaatc ggtaacagta tgcgaaatat ctggtacaaa ggatgcttct gtcactcgca 18360

```


-continued

```

agaatttggt atgggaacaa tctgtcgtct ctgtaattgc tcattagaga acgttttggt 18420
tctcattaag gcgacatgaa taagcgtcta gttgaaggag acagctgtag aaatgttcca 18480
caagagacct ctggacacga ttcggcacca attgccaatt agacatgtca gttttaagag 18540
cagaaaaaaa tataggacgg acaactggaa gatagggagc aaagcgtcgc cttcttggtt 18600
cccagcgcgg ccgctcggcc ggcggaggcc tctgacgcgc cggggcccgg gctcccctgg 18660
gcgacccccg ccgcacgggc cccgaaccgc ccgcctccgc gagctcagag ggcccccagg 18720
cccgtccccg cctctggtga gactagcgat tgaccccacc gagtgtaggc aacccccatc 18780
ctgctgact tttgaaaccg taggattccc acttgtagac actggacaca cccaagtgc 18840
accgaaact cgactcacg agcgtccacc cctccgcccc cagcaatctg aggtcctggt 18900
gatccctccc ctgacaagag tctggcccac ttagtccgag aagtcttggg gagggactca 18960
gggcacggtg gcctaggcct gggagggctg agcccagagc ctccactccg ggctctcccc 19020
ggtgctggg cccccatgag cttggggcgc aggatacacc cccctccgc tcttggagt 19080
tgggcagaag ccgagacagc cagctccacc cagaggtggc gcccgattcg ggcggatttt 19140
cgtcgcgggc agtctgaggc cgggaagtga gagtcaaatc agctagggtc cgcctgtgat 19200
ggttggggcc ggagggtggc ctagtccagg ggcttttcac tttaacgcgc ctagttgcta 19260
gaaaattctg ggtcaactgg caatcaccac cccccaccc gcaagtgagg tttttggggg 19320
gtgattgtca cctcaggcac aggaccgtcg cccctagttg cgtggggagg acacgtgggc 19380
caaacgaagc acagatttgc cggcgtgggg gtagcgggca ccggtggtga gcttcgcttc 19440
acgttccccg ggaatcctca gactttttgg tgctaagagg gtccccctcc ctccctagcc 19500
ccctttccca gccccaggaag cctttcttgg gttttaaaga gtccatactc caaaagcata 19560
aggcgggggt taggtctcag agggagacaa atatggtttc catctgatca acgccatgcg 19620
gcggtgaata aaatcgcgac gacgtgggct gacaacaaca agagacaact ctatccagcc 19680
ccaattctcc ggcgatttgg tggttttagg gatcacggag acaacttttc ttatctctc 19740
ccctcaccac acccccaccc ccataatac ccaagccctc tataggattt agtcagcctc 19800
tctttcaaca gatgctacaa tgttttgatc cgcgctccag agctgaaaag gtgccgcaac 19860
cgggttgcta tcttttcttg cttgttttcc gcctcactga ttaagacact aagaaactaa 19920
ggaatgattt tatttcccag caactctctc tctgtctctc tctctctctc tctctctcac 19980
ctccttccag gaaacaaatc ctattccat cgtcagatgg tctgggggct gggataatgg 20040
gaggcgttt cactcgttt ctcacggatt aggctggaag gtgaacggca cccactgaag 20100
gccccgtctt tgcgcggctc cgagggggcg ccttttgaag aagatatctt aattgtccac 20160
cacttaggtt tatcgtgggg gtgggggagc cgagatccaa cttctagttt tattttgtta 20220
aaagcttaa gactggaagg caaatccact aaagtggggg gaaatgtacc cattttatgt 20280
aagagcagcc gctaggtcac cgcctggctg caaacagttg ccacttctaa agtaatgaac 20340
tgtctcgtg ccgctctccc cgcggggtag agaagggatc ctgcagcagc aggtttcttt 20400
ttgctgtgga attccaatcc ccgcttccca tctttttttt tttttttttt ttttccagat 20460
ttaaaattga gctctactgt ccctgctgac ttttctctct taagtgtcag ttctggagge 20520
agcacagggc ctggcggcga tcgctgctg cctgtgtaaa cccgtgtgta tgtttgtgtg 20580
agacagaaca tgataagaa tgtgaatctc catgttttaa aattaagaaa atgtcaaaga 20640
ggcaaatgag agcagagcat gctatcggcg gggttctctg gaggcagatt cgggcaactt 20700

```

-continued

tgtttaattg gcgagatcga atgtgccaga aaagggaccg agatggggcc cctaggaagg 20760
 catgggcatg agtggccatg gggagatggg cattgtgttc tcctcagtggt cccccacccc 20820
 ataccagatg tgcacagatt tttgtctggt ttccaaaagc aataaccctc cggcctttct 20880
 agttggccaa aaggagctat ttccagtctt ccttcttcac caaacccgaa aataaagcga 20940
 ggggtggggg tggctgcttc atttcttccc ttgaaaaacg ctttgaaaag tccccggaaa 21000
 cttggggcag taaattagca cagacgcttg tgcccgacaca cgtgagcggg ggcgctctcc 21060
 ctcagctaag tagccctcct cgacccccac ctttctgatg gagtgcaaag acccagagtc 21120
 cagatggggc tcagttacta atattctctg gccctcatcc tccttttctc ctctctccca 21180
 ctctgttgct gccctcgtgt ctctttttcc tctcagcatt cttttctgtc cttttttaa 21240
 aatacctttc tagcctctat gttttttgag ccttcttttc ccctccatcg ccctcttttt 21300
 ccctccatcg ccctctgtct tccccctaac ccaggccccc caatccttcc cccttgcttc 21360
 cccccccacc gctggtttcc atcctgcctc ccctccatct cctctatgta ggaaccaccg 21420
 cctggteccc gtccactctc cctgcctccc cccatgctgg gccctggccc ccccatccac 21480
 cctccatccc ccagccaag cgccctaaat agcacggagg cgcccgtctc tcggacagtg 21540
 attaagata gcagagcaga ggggttaaca cacttcactg aaaagtctgt tgactgggct 21600
 tcttgaaca caatgtggcc cgctgcacgc ctcaagagaa tccttttgtt gtcocgctc 21660
 attgtagcct caaaattctg cccacgaaag tttgccaacg ctctgcccc aggagttaa 21720
 tagtttccct tactcgggg gcattgtgca gcgctgaaaa gcagccctc gctattcaag 21780
 tgttggtggt catctcaata gatctccaag ggcccatatg gtggccagtg ccgatgaatc 21840
 cgctgttta aatgggggag aaagtgggg ttttaaaaca tttcaaagt cctgaaaaga 21900
 tcccactaga tcctgtcaca attccctgaa ctctttgaag gcgcagccta ttgtctctg 21960
 gttataaata atattcctgg ccaagtcatg tcccaccaag gcgctcctag gggcccctcc 22020
 acccgcctc tggccaagt ttgaggatag ggagggtggg agcccatgct ggtatccct 22080
 gggggtcatt tcaggacccc agaccaggga ccagcctgt agtggcctg gagggccagt 22140
 cagagtttag gcaatcctgc ttcccttcac tgtggcctta caggcaagg gcaagccggg 22200
 agccagctag cccaagtgca catcttgccc tcagggcagc aagggaaaac cataaaact 22260
 tccccctgta taatgataga agttacattc aaagtgggtg aaatgcctc attaaaaatg 22320
 taccacttaa atgatatgcc aaagattcag ctgcagcata gaatatttag ctagttagtg 22380
 aactctctac tatttctttt ttaaaattac acgttaaaaa tttaaaagaa atcttacttt 22440
 tctctggtgc aacacattac aaagaatgga cagtcctttt atctaaatat aaaattccat 22500
 tttcagcaat tatagcctgt tcttggtgat gatataatta cagctgtgct cgtaataggt 22560
 gtcaaggcga agcgcactca tacaatagtt gaataaaact gcagaacaat gcgagcactt 22620
 ctaaattcac aacctttaa tgaaattgac tgtgcagaat tcaataaaaa actagataaa 22680
 tattttttaa aaaagattac aagcttggtt tggtttctta atagcatttt ctacaaacct 22740
 atcaacatct aattgattag ataggaatta ctgattatag atcaactgaa atcttgaaca 22800
 tcactcttct attttccca cacagccata ggtaaagaga ttctgtaggg agtggagtga 22860
 ggcatttggg gagttggggt tacttataaa agatcatttt aattggaaac ttcagtgcct 22920
 attttttcat tcaagaaatg ccacttagtg tgtgtattat aaagtctcat cttgataaaa 22980
 acaaagaaaa tgggtgctag gtaactaaca tcgcaaatgt atttttttaa aagaaggctg 23040
 acagttacct tgggaatggt ttggtgaggg tgcgggata taatgctctt ggagttaaag 23100

-continued

actacaccag gcccttttg gaggtccaa gttaatccaa atttctctta ccatcctatt 23160
ctttttgttc cagatggctg ccagcaacag gaaggagggg gagagaatac caactccatc 23220
agttccaacg gagaagatc agatgagct caaatgcgac ttcagctgaa gcggaagctg 23280
caaagaaata gaacatcctt tacccaagag caaattgagg ccctggagaa aggtgataga 23340
gtttttcaaa gtagagaagc agtaaatcaa agtaaatgcc acatcttcag taaaaagagc 23400
taaathtagc cagggccctt tgcataagaag aatgaaaaga tttccttttt tctgtctttt 23460
tatttctctg ggcatctttt cagtgtgtgt gtgtgtgtgt gtgtgtgtgt gtgtgtgtgt 23520
gtgtgtgtgt gtgtgtgtgt ggtgtgtgtg tgtgtgtttc ttcttttcat ctaccagtaa 23580
ttcaaagact aaatgtctga cttataagga aaaatgatga tttggctatt tcaggccaca 23640
gaaaggctac tgaatgccat tccaaagaaa atttaacttg gttctggtgg gaaagtctct 23700
ccaagtacag tcaacactag aagcatttta aagggattg gttggaggta atgggagtg 23760
ggagggtgga accagtttga tgcacagttt ggtcaacata ttttgtgtag ttctggcaca 23820
atatggaaaa tcaacttact ctttcagagt ttgagagaac ccattatcca gatgtgtttg 23880
cccagaaaag actagcagcc aaaatagatc tacctgaagc aagaatacag gtaccgagag 23940
actgtgcagt ttcacacttt gtgattcata ccatttctct ttctagaga cagagggtgct 24000
tgtacagagt actatttatt tataggacta atataataaa aaggttcagt ctgctaaatg 24060
ctctgtgcc atggcgctgg ggagggcagc agtggaggtg ccaaggtggg gctgggctcg 24120
acgtagacac agtgctaacc tgtcccactt gatttccagg tatggttttc taatcgaagg 24180
gccaaatgga gaagagaaga aaaactgagg aatcagagaa gacaggccag caacacacct 24240
agtcatatc ctatcagcag tagtttcagc accaggtctt accaaccaat tccacaacct 24300
accacaccgg gtaatttgaa atactaatc tacgaatcaa tgtctttaa cctgtttgc 24360
ccgggctctg actctcactc tgactactgt catttctctt gccctcagtt tctccttca 24420
catctggctc catgttgggc cgaacagaca cagccctcac aaacacctac agcgtctctg 24480
cgctatgcc cagcttcacc atggcaata acctgcctat gcaagtaagt gcggctggg 24540
gtggcctgca taaccaggc cccagagaag tgaggagtgg ctcagggcct gcggacctca 24600
ttggctgtgt ctgcaccctt gagagctttt cgcactacag tgattggctt gaccagtcaa 24660
gtcggagaca gtcaatccca tcaactttta gtgattgact cattaattca tgcctaaaa 24720
aaatgagtaa taaaaatctg tccagttttg tcaggttgat ctgcctttaa ttatactgtt 24780
acctgataa tgttgggtgg tgggtgggca tgttttggg accaggagc cttgcaccag 24840
aaagtgaaa taatgctggc acattatcag atagcagatt agtagtttaa aatttgggtt 24900
tatattaatg tgtttgatg ctaaatatag aatctgtgca cgcatttggg gcattacttt 24960
gggtatatgt gataaactag tgagaaagaa aaaaggatca gaaatgggat tcatatttac 25020
atggtgagat atacataata taatgagaat gctagttttc tgtctgtatc tacaataaga 25080
aaaggcatag caggatattg ctggaaattt agtgtgtctt tgctgtgaat ggtgtgacga 25140
gtttgtggcc ctctagctg cctgggaagc ttgatgctat tcaactggta tgacagcctg 25200
cctctcctct tagttctgtc ccaaatatct attagccctt acatttagag gtcctgcact 25260
aggttcacc tttatgatg aagttggata aggcagatgg tttgtactag acctttgttg 25320
ctggatggat tcttgatagg aaaaatgtct gtcttctgg aggcctttcc cagtgtttt 25380
cctagaactc ctgtttctgc aacaattaga gatattgat ggtacgatat tggccagcat 25440

-continued

gagcctctgc tggaaacagt tctggggcta cactgattgt ttattctcca tgaacattt 25500
tttgcctggat ttcaaatcca aataacagca aaataaatgt ttcacagtct tcagactaat 25560
ataggagcag ctagataagc aacttcagag gaattattca catgtttatt tttattgcat 25620
ctggatattg ttggccatag tgcaattgat gtaaattaag ggattaacag cccattagtt 25680
ggtgttgcta taactcgcgtt ggaattttcc agaagtcagg ttgcctagag gaactcattg 25740
caggaattag aaacaaatgc aagctgaaat tctggcaggc cctcaaggcc tgtttgcttc 25800
tttgaacttg atgtagcat tcatcatctg actttaataa ggccacagag tgtctcgttc 25860
agtttcatgt attataacaa catccaggtt tctgtgaaga tagcaaaatg tgtatgtgag 25920
aaaaataaa gacgaacaag tagatgctgc aattatatta gggctgttcc cacatacaga 25980
gcggtatggg gaatcaatct atttcaaca ctgactttta aaaattacat aatttgtata 26040
attcaaaaag tacatgcatt cattaagcat aaagaaaatc aaaatgatca ataactttac 26100
tcttcagaga aaactactct ttgaattttg gagtgggtga gcccgattgt ctatccattt 26160
attcattctc ttgacaaaa tcatcatttt acaaatggtg ggtgtcttcc tctggacctt 26220
ctctgatatg cttccctctc tgagcatatg gattttgaa attaacatt tctccagttt 26280
gcagagaaga gaaatgatag tatactgtac tatcatctga cctgcttgtt cccgacacac 26340
ttcttttaat tcatcccaag tttgctgcca tggcatagta ccatgagagc tcatgaggcg 26400
ttttgttagg agaaagggtt acctcctcag tgctgccatt ccgaacagtt cgagggtagc 26460
aacagtttcc tagttataag tcagctcggg cttttgggtc tgttaggaag tcatggttaa 26520
ttctcaggat ggaggtcgtt atatttacta acaacttctga tcaacttaac ttggggtcatt 26580
tacagatctg cttcttcaaa gaatctttaa toccatcagt gaaaggttcc caaggtccct 26640
gaaccatact ttactgagag ctccctccac tgctctctgt cccaaagctt gagatatggg 26700
ctctgggggt cataggggtc ccaaataaat ccagatttgc agggagaggg gatgtgtttt 26760
gatgaaggtc ctcatgctat aggttcttca aagatgctag cagaggttag agacaaaaat 26820
cctattaatt tatggatagt ggcaaccatc tagctggaca gttgtcagaa cctaaaagtgc 26880
tttagaggct tgatacatag gcagctttct tctagctgtg gccagtgga ggactagctc 26940
gaggcccaat cttagattta tcatatgaa ttccagtact tcacgtgaag gcatctttaa 27000
tgatcagact tgttggcaga gttcctcggg aggagggagc ctggggctgt ggtgtgtgga 27060
tgtgttctc agtaaccaca ggtttgcctc tctcctcaca gccccagtc cccagccaga 27120
ctcctcata ctccctcatg ctgccacca gccctcggg gaatgggagg agttatgata 27180
ctcacacccc cccacatag cagacacaca tgaacagtca gccaatgggc acctcgggca 27240
ccacttcaac aggtgagcca ctgctttctg caggctgcac agaggggatc tctcttcaact 27300
agaagtttac ccaaacagaa tctcctggtc ttatgggagg gcgtgtttaa ctcttgcctt 27360
tcttgttccc tgggggatgg ggattgaaa gggaaattca gttaaagctaa ttagtaactt 27420
tacaccatat agacaaaaac taaaattggt tttcctgaat ttggtcacia aagtgtgta 27480
tgaagacaag gcctgagact gcaagttttc tgaggacaga ttattagacg aagctcagta 27540
gggggcccac tgagctgtag gtgcgtgctt gttgaaatgc ttcttgccct catagctcct 27600
ctagaccttt tgctggaaat aaaaagtgc acattggttt tccagagaca gctttattgt 27660
aaaaattcca aacatgcaaa caaacagagg atttttttt tcttttctt tggattgggg 27720
tgggggttac ttgggatcca ataggtatat atacatata tgtctagttt ctgaagggtc 27780
tacttttatt tgtaacaatt gaagtgttt taatacagta aaaaatgtta gaaagtatta 27840

-continued

gttttttttt tttttttttt ttttgtaaac ctataaatTT gtattccatg tetgtttctc 27900
 aaaggaata tctacatggc tatttcttct atccacttct aggactcatt tcccctggtg 27960
 tgtcagttcc agttcaagtt cccggaagtg aacctgatat gtctcaatac tggccaagat 28020
 tacagtaaaa aaaaaaaaaa aaaaaaaaaag gaaaggaat attgtgttaa ttcagtcagt 28080
 gactatgggg acacaacagt tgagctttca ggaaagaaag aaaaatggct gttagagccg 28140
 cttcagttct acaattgtgt cctgtattgt accactgggg aaggaatgga cttgaaacaa 28200
 ggacctttgt atacagaagg cacgatatca gttggaacaa atcttcattt tggatccaa 28260
 acttttattc attttgggtg attatttgta aatgggcatt tgtatgttat aatgaaaaaa 28320
 agaacaatgt agactggatg gatgtttgat ctgtgttggg catgaagtgg tttttttttt 28380
 ttttaaaaag aaaacctga tcaacaagct ttgccacgaa ttaagagtt ttaacaagat 28440
 atatcgaata cttctacca tctgttcata gtttatggac tgatgttcca agtttgtatc 28500
 attcctttgc atataattaa acctggaaca acatgcacta gatttatgtc agaaatatct 28560
 gttgttttct caaaggttgt taacagatga agtttatgtg caaaaaaggg taagatataa 28620
 attcaaggaa gaaaaaaagt tgatagctaa aaggtagagt gtgtcttoga tataatccaa 28680
 tttgttttat gtcaaaatgt aagtatttgt cttccctaga aatcctcaga atgatttcta 28740
 taataaagtt aatttcattt atatttgaca agaatataga tgttttatac acattttcat 28800
 gcaatcatac gtttcttttt tggccagcaa aagttaattg ttcttagata tagttgtatt 28860
 actgttcacg gtccaatcat tttgtgcac tagagttcat tcctaataca ttaaaagtgc 28920
 ttgcaagagt tttaaactta agtgttttga agttgttcac aactacatat caaaattaac 28980
 cattgttgat tgtaaaaaac catgccaag cctttgtatt tcctttatta tacagtttct 29040
 tttttaacct tatagtgtgg tgttacaat tttatttcca tgttagatca acattctaaa 29100
 ccaatgggta ctttcacaca cactctgttt tacatcctga tgatcctaa aaaataatcc 29160
 ttatagatac cataaatcaa aaacgtgta gaaaaaatt ccacttacag caggggtgtag 29220
 atctgtgcc atttatacc acaacatata taaaaaatgg taacatttcc cagttagcca 29280
 ttttaattcta aagctcaaag tctagaaata atttaaaaat gcaacaagcg attagctagg 29340
 aattgttttt tgaattagga ctggcatttt caatctgggc agatttccat tgcagccta 29400
 tttcaacaat gatttcaactg aagtatatc aaaagtagat ttcttaaagg agactttctg 29460
 aaagctgttg cctttttcaa ataggccctc tcccttttct gtctccctcc cctttgcaca 29520
 agaggcatca tttcccattg aacctacta gctgttcca tttgaatctt gctttctgtg 29580
 cgggtgtgga tggttggagg gtggaggggg gatgttgcac gtcaaggaat aatgagcaca 29640
 gacacatcaa cagacaacaa caaagcagac tgtgactggc cgggtgggaat taaaggcctt 29700
 cagtcattgg cagcttaagc caaacattcc caaatctatg aagcagggcc cattgttggg 29760
 cagttgttat ttgcaatgaa gcacagttct gatcatgttt aaagtggagg cacgcagggc 29820
 aggagtgcct gagcccaagc aaaggtgga aaaaaataag cctttgttgg gtaaaaaagg 29880
 actgtctgag actttcattt gttctgtgca acatataagt caatacagat aagtcttctc 29940
 ctgcaaaact cactaaaaag cctggggggt ctggcagtct agattaaaat gcttgacat 30000
 gcagaaacct ctggggacaa agacacactt ccactgaatt atactctgct ttaaaaaaat 30060
 ccccaaaagc aatgatcag aatgtagaa attaatggaa ggatttaaac atgaccttct 30120
 cgttcaatat ctactgtttt ttagttaagg aattacttgt gaacagataa ttgagattca 30180

-continued

ttgctccggc atgaaatata ctaataatth tattccacca gagttgctgc acatttgag 30240
 acaccttct aagttgcagt tttgtatgt gtgcatgtag tttgttcag tgcagcctg 30300
 cactgcacag cagcacatth ctgcagggga gtgagcacac atacgcactg ttggtacaat 30360
 tgccggtgca gacatttcta cctcctgaca ttttgagcc tacattcctt gagggctgtg 30420
 tgctgagggga actgtcagag aagggctatg tgggagtgca tgccacagct gctggctggc 30480
 ttacttcttc cttctcctg gctgtaatth ccaccacggt caggcagcca gttccggccc 30540
 acggttctgt tgtgtagaca gcagagactt tggagaccg gatgtgcac gccaggtgca 30600
 agagtgggga atgggagaaa aggagtgcac tgggagcggg gggctctgtat gtgtgcactt 30660
 gggcacgtat atgtgtgctc tgaaggtcag gattgccagg gcaaagtgc acagtctggt 30720
 atagtctgaa gaagcggctg ctgagctgca gaagccctt ggtccggcag gatgggaacg 30780
 gctgccttgc cttctgccc caccctaggg acatgagctg tccttccaaa cagagctcca 30840
 ggcactctct tggggacagc atggcaggct ctgtgtggtg gcagtgcctg ggagttggcc 30900
 tttactcat tgttgaata attttgttt attatttatt taacgatata tatatttata 30960
 tatttatcaa tggggtatct gcagggatgt tttgacacca tcttcagga tggagattat 31020
 ttgtgaagac ttcagtagaa tcccaggact aaactgctaa atttttctc caaactgac 31080
 tgacttggga aaaccagggt aatagaataa gagctgaatg ttttaagtaa taaacttca 31140
 aactgctcta agtaaaaaa tgcattttac tgcaatgaat ttctagaata tttttcccc 31200
 aaagctatgc ctctaaccc ttaaagtgtg aacaactggt ttcttgetac agctcactgc 31260
 catttcttct tactatcatc actaggttct ctaagattca ctcatcagc attattttaa 31320
 gattcagctt tgttctgtga atgtcatctt aggattgtgt ctatattctt ttgcttattt 31380
 ctttttactc tgggctctc atactagtaa gattttaaaa agccttttct tctctgtatg 31440
 ttggctcac caagcgaaa tatatattct tctcttttct atttctcaag aataaacctc 31500
 atctgctttt ttgttttct gtgttttggc ttggtactga atgactcaac tgetcggttt 31560
 taaagtcaa agtgaagta cttaggggta gtactgctta tttcaataat gttgacgggtg 31620
 actatcttgg gaaagcagta acatgctgtc ttagaaatga cattaataat gggcttaaac 31680
 aatgaatag gggggtcccc cactctcct tttgtatgcc tatgtgtgtc tgatttggtt 31740
 aaagatggac agggaattga ttgcagagtg tgccttctt ctaaagtagt tttattttgt 31800
 ctactgttag tatttaaaga tcttggagggt ggacataagg aataaatgga agagaaaagt 31860
 agatattgta tgggtgctac taaaaggaaa ttcaaaaagt cttagaacct gagcacctga 31920
 gcaaactgca gtagtcaaaa tatttatctc atgttaaaga aaggcaaatc tagtgaaga 31980
 aatgagtacc atataggggt ttgaagtcca tatactagaa acacttaaaa gatatcattt 32040
 cagatattac gtttggcatt gttcttaagt atttatatct ttgagtcaag ctgataatta 32100
 aaaaaaatct gttaatggag tgtatatttc ataagtatc aaaatggtgt ctatacctaa 32160
 ggtagcatta ttgaagagag atatgtttat gtagtaagt attaacataa tgagtaacaa 32220
 ataagtctc cagaagaaa gaaaacacat tttcagagtg cgtttttatc agaggaagac 32280
 aaaaatcac acccctctc agtagcttat ttttacaag ccggcccagc gaattagaaa 32340
 acaaaagcac ttggatagta tttttgaaa gccaggtac acttattatt caaaatgcac 32400
 ttttactgag ttgaaaagt tcttttata tttaaaataa gggttcaaat atgcatatc 32460
 aattttata gtagttatct atttgcaag catatattaa ctagtaattg gctgttaatt 32520
 ttatagacat ggtagccagg gaagtatc aatgacctat taagtattt gacaagcaat 32580

-continued

```

ttacatatct gatgacctcg tatctctttt tcagcaagtc aaatgctatg taattgttcc 32640
attgtgtggt gtataaatg aatcaacacg gtaagaaaaa ggtagaggtt attaaaaata 32700
taaaactgact aaaatactca tttgaattta ttcagaatgt tcataatgct tcaaaaggac 32760
atagcagagc ttttgggag tatccgcaca acattattta ttatctatgg actaaatcaa 32820
ttttttgaag ttgctttaa atttaaaagc acctttgctt aatataaagc cctttaattt 32880
taactgacag atcaattctg aaactttatt ttgaaaagaa aatggggaag aatctgtgtc 32940
tttagaatta aaagaaatga aaaaaataaa cccgacattc taaaaaata gaataagaaa 33000
cctgattttt agtactaatg aaatagcggg tgacaaaata gttgtctttt tgattttgat 33060
cacaaaaaat aaactggtag tgacaggata tgatggagag atttgacatc ctggcaaatc 33120
actgtcattg attcaattat tctaattctg aataaaagct gtatacagta 33170

```

```

<210> SEQ ID NO 2
<211> LENGTH: 52
<212> TYPE: DNA
<213> ORGANISM: Homo sapiens

```

```

<400> SEQUENCE: 2

```

```

gtggcatgca ctccacata gcccttytct gacagttccc tcagcacaca gc 52

```

```

<210> SEQ ID NO 3
<211> LENGTH: 22
<212> TYPE: RNA
<213> ORGANISM: Homo sapiens

```

```

<400> SEQUENCE: 3

```

```

cuggcccucu cugcccuucc gu 22

```

```

<210> SEQ ID NO 4
<211> LENGTH: 75
<212> TYPE: RNA
<213> ORGANISM: Homo sapiens

```

```

<400> SEQUENCE: 4

```

```

uggagugggg gggcaggagg ggcucagggg gaaagugcau acagccccug gccucucug 60
cccuuccguc ccug 75

```

```

<210> SEQ ID NO 5
<211> LENGTH: 22
<212> TYPE: RNA
<213> ORGANISM: Artificial sequence
<220> FEATURE:
<223> OTHER INFORMATION: Artificially synthesized micro RNA sequence

```

```

<400> SEQUENCE: 5

```

```

acggaagggc agagagggcc ag 22

```

```

<210> SEQ ID NO 6
<211> LENGTH: 75
<212> TYPE: RNA
<213> ORGANISM: Artificial sequence
<220> FEATURE:
<223> OTHER INFORMATION: Artificially synthesized micro RNA sequence

```

```

<400> SEQUENCE: 6

```

```

caggggacgg aaggcgagag agggccaggg gcuguaugca cuuucuccu gagccccucc 60
ugcccccca cucca 75

```

-continued

<210> SEQ ID NO 7
<211> LENGTH: 19
<212> TYPE: RNA
<213> ORGANISM: Artificial sequence
<220> FEATURE:
<223> OTHER INFORMATION: Artificially synthesized micro RNA sequence

<400> SEQUENCE: 7
ggaagggcag agagggcca 19

<210> SEQ ID NO 8
<211> LENGTH: 21
<212> TYPE: RNA
<213> ORGANISM: Artificial sequence
<220> FEATURE:
<223> OTHER INFORMATION: Artificially synthesized short hairpin RNA
sequence

<400> SEQUENCE: 8
aauaugacua gguguguugc u 21

<210> SEQ ID NO 9
<211> LENGTH: 33
<212> TYPE: DNA
<213> ORGANISM: Artificial sequence
<220> FEATURE:
<223> OTHER INFORMATION: Primer

<400> SEQUENCE: 9
aggaagctta tgcagaacag tcacagcgga gtg 33

<210> SEQ ID NO 10
<211> LENGTH: 35
<212> TYPE: DNA
<213> ORGANISM: Artificial sequence
<220> FEATURE:
<223> OTHER INFORMATION: Primer

<400> SEQUENCE: 10
aggggatcct tactgtaatc ttggccagta ttgag 35

<210> SEQ ID NO 11
<211> LENGTH: 36
<212> TYPE: DNA
<213> ORGANISM: Artificial sequence
<220> FEATURE:
<223> OTHER INFORMATION: Primer

<400> SEQUENCE: 11
cggactagta gacaacaaca aagcagactg tgactg 36

<210> SEQ ID NO 12
<211> LENGTH: 35
<212> TYPE: DNA
<213> ORGANISM: Artificial sequence
<220> FEATURE:
<223> OTHER INFORMATION: Primer

<400> SEQUENCE: 12
gcgagcgtt tagagcagtt tgaacgttta ttact 35

<210> SEQ ID NO 13
<211> LENGTH: 39
<212> TYPE: DNA
<213> ORGANISM: Artificial sequence
<220> FEATURE:

-continued

```

<223> OTHER INFORMATION: Primer
<400> SEQUENCE: 13
agggaactgt cagagacttt agctgtggga gtgcatgcc          39

<210> SEQ ID NO 14
<211> LENGTH: 39
<212> TYPE: DNA
<213> ORGANISM: Artificial sequence
<220> FEATURE:
<223> OTHER INFORMATION: Primer
<400> SEQUENCE: 14
ggcatgcact cccacagcta aagtctctga cagttcct          39

<210> SEQ ID NO 15
<211> LENGTH: 22
<212> TYPE: DNA
<213> ORGANISM: Artificial sequence
<220> FEATURE:
<223> OTHER INFORMATION: Primer
<400> SEQUENCE: 15
gtaaaccgag agtagcgact cc                            22

<210> SEQ ID NO 16
<211> LENGTH: 20
<212> TYPE: DNA
<213> ORGANISM: Artificial sequence
<220> FEATURE:
<223> OTHER INFORMATION: Primer
<400> SEQUENCE: 16
gcactcccgc ttatactggg                              20

<210> SEQ ID NO 17
<211> LENGTH: 18
<212> TYPE: DNA
<213> ORGANISM: Artificial sequence
<220> FEATURE:
<223> OTHER INFORMATION: Primer
<400> SEQUENCE: 17
caaggacctc ggctggaa                                18

<210> SEQ ID NO 18
<211> LENGTH: 21
<212> TYPE: DNA
<213> ORGANISM: Artificial sequence
<220> FEATURE:
<223> OTHER INFORMATION: Primer
<400> SEQUENCE: 18
ccgggttatg ctggttgta c                             21

<210> SEQ ID NO 19
<211> LENGTH: 25
<212> TYPE: DNA
<213> ORGANISM: Artificial sequence
<220> FEATURE:
<223> OTHER INFORMATION: Primer
<400> SEQUENCE: 19
gagtactacg ccaaggaggt ttaca                         25

```

-continued

<210> SEQ ID NO 20
<211> LENGTH: 25
<212> TYPE: DNA
<213> ORGANISM: Artificial sequence
<220> FEATURE:
<223> OTHER INFORMATION: Primer

<400> SEQUENCE: 20

cgaacaattc tgaagtaggg tctgt 25

<210> SEQ ID NO 21
<211> LENGTH: 22
<212> TYPE: DNA
<213> ORGANISM: Artificial sequence
<220> FEATURE:
<223> OTHER INFORMATION: Primer

<400> SEQUENCE: 21

ggaaaacacc gagtcggaat ac 22

<210> SEQ ID NO 22
<211> LENGTH: 21
<212> TYPE: DNA
<213> ORGANISM: Artificial sequence
<220> FEATURE:
<223> OTHER INFORMATION: Primer

<400> SEQUENCE: 22

gcggaaaacc ttggaggtaa t 21

<210> SEQ ID NO 23
<211> LENGTH: 22
<212> TYPE: DNA
<213> ORGANISM: Artificial sequence
<220> FEATURE:
<223> OTHER INFORMATION: Primer

<400> SEQUENCE: 23

atggatgagg aaactggcaa ct 22

<210> SEQ ID NO 24
<211> LENGTH: 24
<212> TYPE: DNA
<213> ORGANISM: Artificial sequence
<220> FEATURE:
<223> OTHER INFORMATION: Primer

<400> SEQUENCE: 24

gccatcgaca agaacagtgt aagt 24

<210> SEQ ID NO 25
<211> LENGTH: 20
<212> TYPE: DNA
<213> ORGANISM: Artificial sequence
<220> FEATURE:
<223> OTHER INFORMATION: Primer

<400> SEQUENCE: 25

gtggaggaaa tgggttttgc 20

<210> SEQ ID NO 26
<211> LENGTH: 19
<212> TYPE: DNA
<213> ORGANISM: Artificial sequence
<220> FEATURE:
<223> OTHER INFORMATION: Primer

-continued

<400> SEQUENCE: 26
gtetgcctt ggaacttg 19

<210> SEQ ID NO 27
<211> LENGTH: 20
<212> TYPE: DNA
<213> ORGANISM: Artificial sequence
<220> FEATURE:
<223> OTHER INFORMATION: Primer

<400> SEQUENCE: 27
caaggaccg tttattggc 20

<210> SEQ ID NO 28
<211> LENGTH: 21
<212> TYPE: DNA
<213> ORGANISM: Artificial sequence
<220> FEATURE:
<223> OTHER INFORMATION: Primer

<400> SEQUENCE: 28
attcctgcy aagaacacag c 21

<210> SEQ ID NO 29
<211> LENGTH: 18
<212> TYPE: DNA
<213> ORGANISM: Artificial sequence
<220> FEATURE:
<223> OTHER INFORMATION: Primer

<400> SEQUENCE: 29
gtgaaggtcg gagtcaac 18

<210> SEQ ID NO 30
<211> LENGTH: 18
<212> TYPE: DNA
<213> ORGANISM: Artificial sequence
<220> FEATURE:
<223> OTHER INFORMATION: Primer

<400> SEQUENCE: 30
gttgaggtca atgaagg 18

<210> SEQ ID NO 31
<211> LENGTH: 24
<212> TYPE: RNA
<213> ORGANISM: Homo sapiens

<400> SEQUENCE: 31
agggaacugu cagagaagg cuau 24

<210> SEQ ID NO 32
<211> LENGTH: 24
<212> TYPE: RNA
<213> ORGANISM: Homo sapiens

<400> SEQUENCE: 32
agggaacugu cagagacuuu agcu 24

What is claimed is:

1. A method for treating and/or preventing myopia, comprising:
administering an antisense for microRNA-328 to a subject,

wherein the antisense for microRNA-328 is capable of counteracting microRNA-328, and the microRNA-328 is capable of inhibiting an expression of PAX-6 gene, and wherein the sequence of the antisense for microRNA-328 comprises SEQ ID NO. 7,

wherein the antisense for microRNA-328 is formulated with a pharmaceutically acceptable carrier to form a medicament, and wherein the medicament is in the form of an eye drop.

2. The method for treating and/or preventing myopia as claimed in claim 1, wherein the antisense for microRNA-328 is composed of non-modified RNA or comprises at least one chemically modified nucleic acid. 5

3. The method for treating and/or preventing myopia as claimed in claim 2, wherein the chemically modified nucleic acid comprises phosphodiester nucleic acid, phosphorothioate nucleic acid, methylphosphonate nucleic acid, phosphoroamidate nucleic acid, 2'-O-methyl nucleic acid, peptide nucleic acid (PNA), N-Morpholino or locked nucleic acid (LNA). 10 15

4. The method for treating and/or preventing myopia as claimed in claim 2, wherein the chemically modified nucleic acid is locked nucleic acid (LNA).

5. The method for treating and/or preventing myopia as claimed in claim 1, wherein the pharmaceutically acceptable carrier comprises a nanoparticle. 20

6. The method for treating and/or preventing myopia as claimed in claim 5, wherein the nanoparticle comprises a liposome, a micelle, a metal nanoparticle, or a polymer nanoparticle. 25

7. The method for treating and/or preventing myopia as claimed in claim 5, wherein the nanoparticle is a liposome.

* * * * *